

COVER SHEET

0 0 0 0 0 0 0 2 9 6

SEC Registration No.

M E T R O A L L I A N C E H O L D I N G S & E Q U I T I E S C O R P . & S U B S I D I A R I E S

(Company's Full Name)

3 5 T H F L R . O N E C O R P O R A T E C E N T R E D O Ñ A J U L I A V A R G A S C O R . M E R A L C O A V E S . O R T I G A S C E N T E R P A S I G C I T Y

(Business Address : No. Street City / Town / Province)

Atty. Nestor S. Romulo

Contact Person

(632) 706-7888

Contact Telephone No.

1 2 3 1

Fiscal Year

1 7 - A A M E N D E D

FORM TYPE

Any day in May

Month Day Annual Meeting

Secondary License Type, If Applicable

Dept. Requiring this Doc.

Amended Articles Number/Section

823

Total No. of Stockholders

Total Amount of Borrowings

Domestic

Foreign -

To be accomplished by SEC Personnel concerned

File Number

LCU

Document I.D.

Cashier

S T A M P S

Remarks = pls. Use black ink for scanning purposes

SECURITIES AND EXCHANGE COMMISSION
SEC FORM 17-A
ANNUAL REPORT PURSUANT TO SECTION 17
OF THE SECURITIES REGULATION CODE AND SECTION 141
OF THE CORPORATION CODE OF THE PHILIPPINES

1. For the fiscal year ended **DECEMBER 31, 2016**
2. SEC Identification Number **296** 3. BIR Tax Identification No. **000-130-411**
4. Exact name of issuer as specified in its charter
METRO ALLIANCE HOLDINGS & EQUITIES CORP.
5. **PHILIPPINES** 6. (SEC Use Only)
Province, Country or other jurisdiction of Industry Classification Code:
incorporation or organization
7. **35th Flr. One Corporate Centre, Doña Julia Vargas cor. Meralco Aves., Ortigas Center,**
Pasig City **1605**
Address of principal office Postal Code
8. **(632)-706-7888**
Issuer's telephone number, including area code
9. **N/A**
Former name, **former address**, and former fiscal year, if changed since last report.
10. Securities registered pursuant to Sections 8 and 12 of the SRC, or Sec. 4 and 8 of the RSA
- | Title of Each Class | Number of Shares of Common Stock Outstanding
and Amount of Debt Outstanding |
|-------------------------|--|
| Common – Class A | 183,673,470 |
| Common - Class B | 122,448,979 |
| Debt outstanding | 495,974,190 |
11. Are any or all of these securities listed on a Stock Exchange.
Yes [] No []
- If yes, state the name of such stock exchange and the classes of securities listed therein:
- | | |
|----------------------------------|-------------------------|
| Philippine Stock Exchange | Common – Class A |
| | Common – Class B |
12. Check whether the issuer:
- (a) has filed all reports required to be filed by Section 17 of the SRC and SRC Rule 17 thereunder or Section 11 of the RSA and RSA Rule 11(a)-1 thereunder, and Sections 26 and 141 of The Corporation Code of the Philippines during the preceding twelve (12) months (or for such shorter period that the registrant was required to file such reports);
Yes [] No []
- (b) has been subject to such filing requirements for the past ninety (90) days.
Yes [] No []
13. Aggregate market value of the voting stock held by non-affiliates: **Php283,997,334**

PART I - BUSINESS AND GENERAL INFORMATION

Item 1. Business

A. Description of Business

(1) Business Development

Metro Alliance Holdings & Equities Corp. (MAHEC or the Company) is a holding company with investments in various subsidiaries. The Company and its subsidiaries (collectively referred to as "the Group") are involved in the manufacture of chemicals and contract logistics. In 2007, the Company's interest in certain subsidiaries previously engaged in the importation and distribution of polypropylene resin and pharmacy management has ceased operations.

MAHEC was first incorporated in October 15, 1929 as a management and trading company called Marsman & Company, Inc. (Marsman). Marsman was listed on the Philippine Stock Exchange in 1947. The Company changed its name to Metro Alliance Holdings & Equities Corp. as approved by the stockholders on the annual meeting on April 6, 1999 and subsequently approved by Securities and Exchange Commission on October 11, 1999.

The registered office address of the Company is at 22nd Citibank Tower, 8741 Paseo De Roxas, Makati City. They transferred to 35th Flr. One Corporate Centre, Doña Julia Vargas cor. Meralco Aves., Ortigas Center, Pasig City last November 2010. Amendment of articles of incorporation was approved by the Securities and Exchange Commission last March 14, 2016.

Status of Operation

The Company and Polymax Worldwide Limited (Polymax), its special purpose entity incorporated in British Virgin Island entered into a series of acquisition transactions (see details below) to acquire ownership of the petrochemical plant of NPC Alliance Corp. (NPCA), which resulted in a 2006 disputed sale of Polymax's 60% interest in NPCA to NPC International Limited (NPCI) and Petrochemical Industries Investment Company (PIIC). Subsequently on August 27, 2013 the Company and Polymax entered into a settlement agreement with NPCI, PIIC and NPC to resolve the dispute. On the basis of the settlement agreement, the previously issued 2006 consolidated financial statements of the Company and its subsidiaries were restated to reflect the sale of Polymax's 60% interest in the petrochemical plant.

The remaining 20% of Polymax's interest which is valued at ₱450 million, which is estimated recoverable amount from the sale of investment. The realization of the Company's advances to Polymax (an unconsolidated special purpose entity in 2007) and the settlement Polymax's past due liabilities for which the Company is jointly and severally liable, depends on whether sufficient cash flows can be generated from Polymax's 20% interest in NPCA, which is for sale, and from a letter of comfort issued by the Wellex Group of Companies in favor of the Company. The consolidated financial statements do not include any adjustments that might result from the outcome of these uncertainties.

Acquisition Transactions

On December 4, 2003, the Company entered into a Memorandum of Agreement (MOA) with Polymax, whereby the Company confirmed the designation of Polymax as the acquiring company in the proposed acquisition of the senior secured debt papers of BPC from International Finance Corporation (IFC). Under the MOA, the Company and Polymax agreed that (a) the acquisition of the secured debt paper would be for the account and benefit of the Company; (b) the funding for the acquisition would be provided and arranged by the Company; and (c) the exercise of creditor rights arising from the secured debts via foreclosure and takeover of the assets of BPC would be directed by and for the account and benefit of the Company. In addition, the Company would make certain advances to Polymax.

On December 19, 2003, Polymax and IFC entered into an Assignment and Transfer Agreement (the Agreement) for the purchase by the former of the senior secured debt papers of BPC. The Company advanced to Polymax the initial deposit of US\$5 million, which was remitted to IFC for the assignment payment, pursuant to the terms of the Agreement. On February 11, 2004, IFC confirmed that it has received the full payment for the assignment of the senior secured debt papers of BPC.

To partially finance the Company's advances relating to the Petrochemical Project, the Company obtained short-term loans from local banks (see Note 9). With the delay in the completion of the activities and the conditions required for the Petrochemical Project, the Company was unable to pay the bank loans on maturity dates. As of December 31, 2006, the amounts payable to the banks totaled ₱866.7 million, consisting of the outstanding principal balance of ₱378.3 million and finance charges of ₱488.4 million. In 2007 these past due liabilities were transferred to and applied against the advances made to Polymax.

Pursuant to the Company's plan of acquiring full control of BPC, instead of exercising creditor rights, the Company, on April 16, 2004, entered into a Share Purchase Agreement (SPA) with BPC, Tybalt Investment Limited (TIL), BP Holdings International B.V. (BPHI) and Petronas Philippines, Inc. (PPI) with TIL as the purchase of the 83% interest of the foreign shareholders of BPC. As agreed by the parties, the SPA is to take effect as of March 31, 2004, subject to closing conditions, as defined in the SPA, which the parties have to comply with within a period of 60 days or later if the conditions are not met.

On July 7, 2005, Polymax and BPC executed a Deed of Conveyance, transferring to Polymax under an asset for share swap, the petrochemical plant of BPC in exchange for 85 million common shares of Polymax with par value of US\$1 per share, or a total par value of US\$85 million.

On July 20, 2005, the Company, Polymax and NPC International Limited (NPCI) entered into an SPA which provided that, subject to certain conditions, including the transfer of the petrochemical plant of BPC free from encumbrances, NPCI will acquire 60% of the issued share capital of NPC Alliance, Corp. (NPCA) from Polymax.

On August 9, 2005, Polymax and NPCA executed a Deed of Conveyance, transferring to NPCA, under an asset for share swap, the same petrochemical plant in exchange for 4.8 million shares of common stock of NPCA with a total par value of ₱4.8 billion, resulting in 100% ownership interest of Polymax in NPCA.

On November 15, 2005, BPC and Polymax executed a Deed of Assignment whereby BPC transferred and conveyed to Polymax all its rights and interest to Polymax's 85 million shares of common stock, with a total value of US\$85 million, in exchange for the discharge of a portion of BPC's secured debt, which was acquired by Polymax from IFC, up to the extent of the value of the shares transferred. Polymax retired the said shares 10 days from the date the Deed of Assignment.

On December 16, 2005, Polymax, NPCI, Petrochemical Industries Investment Company (PIIC) and the Company entered into an amended SPA whereby NPCI and PIIC will purchase 40% and 20% of NPCA's shares of common stock, respectively, from Polymax. In addition to the conditions set forth in the original SPA, the amended SPA also involves advances to be provided by NPCI amounting to US\$15 million representing an advance payment which may be used to fund the bona fide third party costs of NPCA or BPC for the recommissioning, operation and maintenance of the petrochemical plant or such other third party cost or expenses, taxes or duties as agreed between Polymax and NPCI.

On the same date, the Company, NPCI and PIIC entered into a Guaranteed and Indemnity agreement whereby the Company irrevocably and unconditionally guaranteed the prompt performance and observance by Polymax and the payment on demand by Polymax of all moneys, obligations and liabilities which are now or at any time after the execution of the agreement become due from or owing or incurred by Polymax under or in connection with any of the SPA and the Shareholders' Agreement. The Company also guaranteed that it shall be

liable for Polymax's obligations, as if it were a principal debtor, if Polymax's obligations are no longer recoverable from Polymax.

On March 18, 2006, Polymax, NPCI, PIIC and the Company entered into an Agreement of Variation (March 2006 Variation Agreement) to vary and amend the terms of the Amended and Restated Share Purchase Agreement (ARSPA) and the Shareholders' Agreement entered on December 16, 2005. Under the March 2006 Variation Agreement, completion of the conditions and conditions subsequent set forth in the ARSPA was extended to April 30, 2006. Moreover, additional conditions that Polymax needs to satisfy prior to completion were agreed upon.

On the same date, Polymax and NPCI executed a Deed of Absolute Sale whereby Polymax sold, transferred and conveyed to NPCI all the rights, title and interest in 19,090,000 NPCA shares of common stock, equivalent to 40% ownership interest, for a consideration of ₱1.91 billion.

On September 11, 2006, Polymax, NPCI, PIIC, the Company and NPCA entered into another Agreement of Variation (September 2006 Variation Agreement) to further vary and amend the terms of the ARSPA and the Shareholders' Agreement (both initially amended and varied by the March 2006 Variation Agreement). Polymax, in accordance with its obligations under the ARSPA, had notified NPCI and PIIC that it is aware that certain conditions will not be fulfilled by April 30, 2006. As a result, the parties agreed to transfer to PIIC the 9,545,000 NPCA shares of common stock prior to completion, while certain conditions will become conditions subsequent to be completed on December 31, 2006.

On September 20, 2006, Polymax and PIIC executed a Deed of Absolute Sale whereby Polymax sold, transferred and conveyed to PIIC all the rights, title and interest in 9,545,000 NPCA shares of common stock, equivalent to 20% ownership interest, for a consideration of ₱ 954.5 million.

On December 31, 2006, the ARSPA Variation Agreement expired with the conditions subsequent remaining unsettled. Nevertheless NPCI and PCII took control of the petrochemical plant resulting in a dispute with the Company and Polymax, which considered the sale of Polymax's 40% and 20% interest in the petrochemical plant to NPCI and PCII as null and void.

On August 21, 2007, the petrochemical plant started commercial operations under NPCI and PIIC.

Subsequently on August 27, 2013, the Company and Polymax ("Respondents") entered into a settlement agreement with NPCI, PIIC and NPC ("Claimants") to resolve the dispute arising from the uncompleted acquisition transactions described above. Under the agreement, NPCI shall, among others, pay Polymax the remaining balance of the purchase price of the 60% NPCA shares net of deductions agreed by the parties. Simultaneous with the execution agreement, Polymax shall also sell to NPCI an additional 20% of Polymax's interest in NPCA from the remaining 40% equity holding in NPCA at US\$8 million or its equivalent in Philippine peso. In September 2013 and August 2014, the remaining balance due to Polymax was paid by NPCI and the 20% interest of Polymax in NPCA was sold to NPCI, respectively, in accordance with the agreement.

As a result of the foregoing settlement, the arbitration tribunal issued on October 2, 2014 an order for withdrawal of the arbitration cases (under the United Nations Commission on International Trade Law Rules of Arbitration), which were earlier filed by the parties due to the dispute arising from their various agreements.

Business Development of the Subsidiaries:

Metro Combined Logistics Solutions, Inc. (MCLSI) (Formerly GAC Logistics, Inc. (GACL))

MCLSI is 51% owned by MAHEC, by virtue of a joint venture agreement with Gulf Agency Company (GAC) which owns the other 49%. MCLSI was registered with the Securities and Exchange Commission on September 30, 1998. MCLSI is primarily engaged in carrying on all or part of the business of contract logistics and supply chain management services, including

third party warehousing and distribution, consultancy and project management and value added services to customers throughout the Philippines. MCLSI's business is steadily growing with the entry of new principals and additional businesses from its existing principals.

Mabuhay Vinyl Corporation (MVC)

Mabuhay Vinyl Corporation (MVC) was 42.69% owned by MAHEC as of December 31, 2006. In 2007, the Company sold its 37.69% interest in MVC, retaining 5% which was reclassified to AFS investments and ceased to be a subsidiary as of December 31, 2007. The remaining 5% was subsequently sold in 2012.

Non-operating Subsidiaries

Consumer Products Distribution Services, Inc. (CPDSI) is a wholly owned subsidiary of Metro Alliance. It was first incorporated on November 11, 1993 as Metro Drug Distribution, Inc. (MDDI). In November 7, 1997, the Securities and Exchange Commission approved the renaming of MDDI to CPDSI. Prior to 2002, CPDSI was involved in providing logistics and administrative services in connection with the sale and distribution of principals' products. The last service agreement expired in 2002. In January 2002, CPDSI shifted into the business of importation and toll manufacturing of propylene and distribution of polypropylene in the local market. In April 2003, CPDSI ceased its polypropylene business operations due to the substantial increase in prices of imported raw materials. Management intends to continue pursuing the petrochemical business. Currently, CPDSI has no business operations.

FEZ-EAC Holdings, Inc. became a wholly owned subsidiary of the Corporation in November 11, 2002. It was incorporated in February 3, 1994. It ceased operations at the end of 2001 following the expiration of the third party logistics contract of its subsidiary with Phillip Morris Philippines, Inc.

Zuellig Distributors, Inc. is a wholly owned subsidiary of the Corporation. It ceased operations in June 30, 1999 following the expiration of its exclusive distribution agreement with its single principal. It was incorporated in October 18, 1985.

Asia Healthcare, Inc. is 60% owned by the Corporation. AHI was first incorporated in July 2, 1918. In August 2000, the Corporation invested in AHI. However, in 2002, it ceased operations due to heavy losses. The low volume and minimal margin on the sales of pharmaceutical products have not been sufficient to cover the costs of the services and products provided by AHI. Consequently, AHI was constrained to terminate contracts with its clients and cease its business operations. On December 17, 2002, AHI filed a voluntary petition for insolvency with the Pasig City Regional Trial Court (RTC). On February 27, 2003, the Pasig City RTC declared AHI as insolvent.

Bankruptcy, receivership and similar proceedings

Except for AHI which filed for insolvency in December 2002, Metro Alliance and its subsidiaries are not involved in any bankruptcy, receivership or similar proceeding.

Material reclassification, merger consolidation or purchase

Aside from the sale of the company's 37.69% and 5% interest in 2007 and 2012, respectively, in Mabuhay Vinyl Corporation (MVC), there is no material reclassification, merger, consolidation, or purchase or sale of a significant amount of assets not in the ordinary course of business.

(2) Business of Metro Alliance

(a) Description of Registrant

(i) Principal products and services

Metro Alliance is a publicly listed holding company with investments in shares of stock of other listed companies and investment in subsidiary involved in contract logistics and supply chain management services, including third party warehousing and distribution, consultancy and

project management and value added services to customers throughout the Philippines. Principal products or services of its subsidiaries MCLSI:

MCLSI

MCLSI provides contract Logistics and Supply Chain Management Services to meet the business needs of major companies in the Philippines. Contract logistics and supply chain management services include third party warehousing and distribution, consultancy and project management services to multinational and local companies which include Rustans Supermarkets, Inc. (RSI), Johnson & Johnson (Phil.), Inc. (J & J), Interphil Laboratories, Inc. (ILI), and Zuellig Pharma Corporation (ZPC), ZPC – Repacking (ZPC-R), El Laboratories, Alaska and Lixil Phils. (American Standard). Revenue contribution of each principal for the year 2015 is as follows:

Principal	Service Income	% to Total
ZPC	30,105,647	16.71%
RSI	29,700,335	16.49%
Alaska	26,053,407	14.46%
J&J	17,725,048	9.84%
ZPC-R	11,922,858	6.62%
ILI	11,891,087	6.60%
El Laboratories	9,777,021	5.43%
Lixil Phils. (American Standard)	3,305,520	1.84%
Others	39,650,426	22.01%
Total	180,131,349	100.00%

(ii) Export sales

Metro Alliance and its subsidiaries are not engaged in export sales.

(iii) Distribution Methods of the Products

MCLSI

The core of MCLSI contract logistics services is warehouse and transport management. It leases dedicated warehouses or operates warehouses leased/owned by its principals and contracts dedicated personnel to manage its warehouses. Its principal's products are shipped mostly in four and six-wheeler closed van through a shipping and cargo services company.

(iv) Publicly-announced new product or service.

Metro Alliance and its subsidiaries have no publicly-announced product or service.

(v) Competition

MCLSI

MCLSI is part of the GAC group. GAC is a leading international shipping services and transportation company, operating in the Middle East, Eastern Mediterranean, Ted Sea and the Indian Subcontinent and the Far East. Thus, the local GAC subsidiary plays an important role in arranging transport of bulk cargo and providing freight cover for MCLSI at very competitive rates both domestically and around the region. MCLSI's main competitors include IDS Logistics, DHL-Exel, Shenker, Fast Services, Agility (formerly Geologistics) and Air 21. The quality of MCLSI's services compared to their competitors is extremely difficult to determine. However, the fact that MCLSI has been able to secure new contracts with new principals as well additional contracts with existing principals is indicative that service levels are satisfactory.

(vi) Sources and availability of raw materials and principal supplier

Since the Company ceased to have control or have sold its interest in MVC, which involves in the manufacturing of chemicals which are widely used in household applications, there are no sources and availability of raw materials and principal supplier to be disclosed.

(vii) Dependence on one or few major customers

Metro Alliance and its subsidiaries are not dependent on any one industry, company or customer. Likewise, no single customer accounts for 20% or more of total sales.

(viii) Transactions with and/or dependence on related parties

Metro Alliance has significant transactions with related parties which include the granting and availment of interest and non-interest bearing cash advances. Transactions with and/or dependence on related parties is discussed in detail in Item 12, Certain Relationships and Related Transactions, of this report.

(ix) Patent, trademark, copyright, franchise, concession or royalty agreement

Metro Alliance and its subsidiaries are not covered with any patent, trademark, copyright, franchise, concession or royalty agreement.

(x) Government approval of principal products or services

There is no need for any government approval on principal products of Metro Alliance and its subsidiaries.

(xi) Effect of existing or probable governmental regulations on the business

Since the Company ceased to have control or have sold its interest in MVC, any existing or probable governmental regulations has no effect on the business of Metro Alliance and its remaining operating subsidiary, MCLSI.

(xii) Estimate of the amount spent during each of the last three calendar years on research and development activities

There are no such activities in Metro Alliance and its other subsidiaries.

(xiii) Costs and effects of compliance with environmental laws

Metro Alliance has secured the required permits and clearances from the Health Sanitary Department of the City Government of Pasig to comply with the applicable environmental regulations. A strict compliance with other environmental agencies such as DENR is no longer required since Metro Alliance ceased to have control or have sold its interest MVC, which has manufacturing facilities for producing chemicals.

(xiv) Total Number of Full Time-Employees (as of December 31, 2016):

Metro Alliance

Metro Alliance has two (2) regular employees: one (1) administrative managerial employee and one (1) administrative executive employee. No CBA. There has been no strike or any similar threat for the last 3 years. Except for 14th month and 15th month bonuses and conversion of unused sick leaves, there are no other supplemental and incentive arrangements with its employees.

MCLSI

	<i>Rank and File</i>	<i>Supervisors</i>	<i>Managers and up</i>	<i>Total</i>
Operations	341	15	5	361
Administrative	5	5	2	12
Total	346	20	7	373

No CBA. There has been no strike or similar threat within the last three (3) years. There are no supplemental and incentive arrangements with its employees. The number of employees will be increased only upon entry of new principals.

(xv) Major Risks

Metro Alliance

Capital availability, access to credit and high borrowing rates. Negotiations with local and foreign investors, both banking and non-banking institutions are currently being pursued.

Metro Alliance's financial instruments consist of cash, advances to or from affiliates, loans and long-term debt. The carrying amounts of these financial instruments, which are currently due

and demandable, approximate their respective fair values as of balance sheet date. The main risk arising from Metro Alliance's financial instruments are interest rate risk, credit risk and liquidity risk. The Board of Directors reviews and approves policies for managing each of the risks.

Interest rate risk. Metro Alliance exposure to the risk for changes in the market interest rates relates to its loan payable and long term debt, which principally bear floating interest rates.

Credit risk. It is Metro Alliance's policy to require all concerned affiliates and /or third party to comply and undergo a credit verification process with emphasis on their capacity, character and willingness to pay. In addition, receivables are closely monitored so that exposure to bad debts is minimized. Metro Alliance deals only with legitimate parties. As to other financial assets of Metro Alliance like cash, the credit risk arises only in case of default of the counterparty and the maximum exposure is limited to the carrying amount of the instruments.

Liquidity risk. Metro Alliance objective is to maintain a balance between flexibility and continuity of funding. However, because of the default on the payment of interest and principal amortizations on existing debts, Metro Alliance access to funds has been limited to those of its related parties in the form of advances. Current working capital requirements will continue to be sourced from short-term loans and advances from related parties.

MCLSI

Contract logistics is basically a risk-free business. During the negotiation stage, budgets and performance standards are defined, discussed and agreed with the principal. All costs and expenses are passed on to the principal. The principal advances the total budgeted cost and expenses at the beginning of the month making the operation sufficiently liquid. Excess cash reverts back to the principal and any overspending by MCLSI is normally discussed, supported and reimbursed.

MCLSI's financial instruments consist of cash, receivables, accounts payables and obligations under finance lease. It is, and has been throughout the year under review, MCLSI's policy that no trading in financial instruments shall be undertaken. The main risk arising from MCLSI's financial instruments are credit risk and liquidity risk. MCLSI's board of directors reviews and approves policies for managing these risks.

(b) Additional Requirements as to Certain Issues or Issuers

Not Applicable

Item 2. Properties

Description of Property

Metro Alliance

Metro Alliance leases a 40 square meter office space located at the 35th Floor, One Corporate Centre, Dona Julia Vargas cor. Meralco Aves., Ortigas Center, Pasig City where it transferred last 2010 from its registered principal office address at 22nd Floor Citibank Tower, 8741 Paseo de Roxas, Makati City. Amendment of the articles of incorporation for the change of official business address was approved by the Securities and Exchange Commission on March 14, 2016. Monthly net rental fee is ₱22,050. Lease contract is for two years starting April 2014 and renewable every two years. The lease contract was renewed for another two years last May 2016.

There are no plans to acquire properties in the next 12 months.

MCLSI

MCLSI leases 9,154 square meters of warehouse space located in Paranaque City for its principal, Johnson & Johnson. Lease rental is approximately ₱400,000.00 per month (inclusive of 12% VAT) for three (3) years starting January 1, 2015 up to January 1, 2018. Lease term is co-terminus with the company's service contract with the principal.

For its services to Rustans and Shopwise, the company maintains a lease arrangement with JM Processing & Freezing Services Inc. for the use of its cold storage facilities located in Faraday Makati City for a monthly rental of ₱156,119.04 (inclusive of 12% VAT) for three (3) years starting January 1, 2015 up to January 1, 2018. Lease rate is on a per cubic meter of space occupied. The other warehouses for its other principals are either owned or leased by the respective principals.

Starting in January 2012, MCLSI sub-leases 88 square meters of office space at Unit 2002 Antel Corporate Center Valero St. Makati City at a lease rental of ₱79,688.00 per month (inclusive of 12% VAT). Lease term of the lease is for two (2) years starting February 1, 2014 up to January 31, 2016. The lease contract was renewed for another two years starting February 1 2016 up to January 31, 2018.

To expedite its services to Rustans and Shopwise, the company also leases an 18.7 square meters of office space with Polar Bear Freezing and Storage Corporation located at Bagumbayan Taguig City. The term of the lease is for three (3) years starting January 1, 2015. Rental is ₱11,519.20 per month (inclusive of 12% VAT).

MCLSI also leases two (2) warehouse units in Carmona, Cavite with Chattelane Holding Co., Inc. to cater to its principal in Calabarzon. The first lease contract is for a period of three (3) years starting October 12, 2015 up to October 11, 2018 for a monthly rental of ₱366,525.13 (inclusive of 12% VAT). The second lease contract is also for a period of three (3) years starting November 3, 2015 up to November 2, 2018 for a monthly rental of ₱346,143.85 (inclusive of 12% VAT).

MCLSI leases one (1) warehouse unit in Muntinlupa City to Filipinas Benson Industrial & Devt. Corp. for its principal for a total rental of ₱261,895.20 per month (inclusive of 12% VAT). The lease is for a period of three (3) years starting April 15, 2015 up to April 14, 2018.

MCLSI also leases nine (9) battery and electrical forklifts for its warehouses in Parañaque, Muntinlupa and Cavite. Lease term is for two (2) years, renewable at the option of both parties. Details of the lease are as follows:

Warehouse Equipment	Location	Monthly Lease inclusive of 12% VAT (in Php)	Lease Term
Shinko Forklift Battery Operated (2 units)	Parañaque City	78,000	January 1, 2015 to January 1, 2017
Shinko Forklift Battery Operated (1 unit)	Parañaque City	28,000	January 1, 2015 to January 1, 2017
Shinko Forklift Battery Operated (1 unit)	Parañaque City	10,000	January 1, 2015 to January 1, 2017
Shinko Forklift Battery Operated with electric counter balance (1 unit)	Muntinlupa City	39,200	January 12, 2015 to January 11, 2017
Shinko Forklift Battery Operated (1 unit)	Muntinlupa City	33,600	January 12, 2015 to January 11, 2017
Forklift Crown complete with battery & charger	Muntinlupa City	50,000	January 12, 2015 to January 11, 2017
Shinko Forklift TCM Diesel (1 unit)	Carmona, Cavite	33,000	November 15, 2015 to November 14, 2017
Forklift – Komatsu Electric (1 unit)	Carmona, Cavite	38,000	November 20, 2015 to November 19, 2017

There are no planned acquisitions or lease of properties within the next 12 months.

Item 3. Legal Proceedings

Metro Alliance

Case Title : **Metro Alliance vs Commissioner of Internal Revenue**
Factual basis : Assessment for deficiency withholding taxes for the year 1989, 1990 and 1991

Status : On July 5, 2002, the Parent Company received a decision from the Court of Tax Appeals (CTA) denying the Parent Company's Petition for Review and ordering the payment of ₱83.8 million for withholding tax assessments for the taxable years 1989 to 1991. The Parent Company filed a Motion for Reconsideration on July 31, 2002 but this was subsequently denied by the CTA. A Petition for Review was filed with the CTA on November 8, 2002, which was also denied by the CTA. The Parent Company then appealed the decision of the CTA to the Court of Appeals (CA), which likewise denied the appeal and upheld the assessment against the Parent Company. The Parent Company, through its legal counsel, filed a Motion for Reconsideration with the CA in December 2003.

On July 9, 2004, the Parent Company received the CA resolution denying the Motion for Reconsideration. On July 22, 2004, the Parent Company filed with the CA a Motion for Extension of time to file an appeal to the Supreme Court (SC). On August 20, 2004, the Parent Company filed said appeal. On October 20, 2004, the Parent Company received the resolution of the SC denying its Petition for Review for lack of reversible error. The Parent Company filed a Motion for Reconsideration. On January 10, 2005, the SC issued an Order stating that it found no ground to sustain the Parent Company's appeal and dismissed the Parent Company's petition with finality.

On April 26, 2006, the Parent Company filed a Petition for Review before the CTA en banc. On March 7, 2007, the CTA en banc dismissed the Petition for lack of merit. The CTA en banc affirmed the CTA's decision granting the Motion for Issuance of Writ of Execution filed by the Commissioner of Internal Revenue.

Relief Sought : As of December 31, 2016, the Parent Company has not received any order of Execution relative to this case. Accordingly, the related obligation is not currently determinable. Management believes, however, that the ultimate outcome of the case will not have a material effect on the consolidated financial statements.

Case Title : **Metro Alliance and Philippine Estate Corporation vs Philippine Trust Company, et al., Civil Case SCA#TG-05-2519**

Factual basis : Civil Action for Declaratory Relief, Accounting, Reformation of Contracts, Annulment in Decrease in Interest Rates, Service Charge, Penalties and Notice of Sheriffs Sales plus Damages

Name of Court : Regional Trial Court, Fourth Judicial Region, Branch 18, Tagaytay City

Status : On September 14, 2005, Metro Alliance Holdings & Equities Corp. (MAHEC) and Philippine Estate Corporation (PEC) filed a Civil Action for Declaratory Relief, Accounting, Reformation of Contracts, and Annulment in Decrease in Interest Rates, Service Charge, Penalties and Notice of Sheriffs Sale, plus Damages

with prayer for the Issuance of a Temporary Restraining Order and/or Writ of Preliminary Injunction.

The case stemmed from the imminent extra-judicial foreclosure of four (4) mortgaged Tagaytay lots covered by Transfer Certificate of Title (CTC) Nos. T-35522, T-35523, T-35524 and T-35552 subject to the Real Estate Mortgage executed by MAHEC and PEC securing ₱280M loan obtained by MAHEC and PEC last December 2003.

On October 6, 2005, the Regional Trial Court (RTC) of Tagaytay City issued and granted the Writ of Preliminary Injunction.

The preliminary injunction issued by the RTC stopping the foreclosure was nullified by both Court of Appeals and Supreme Court, after which Philtrust proceeded to foreclose, and acquired those properties for only ₱165.8M. When MAHEC and PEC failed to redeem, Philtrust consolidated title, and Tagaytay Registry of Deeds issued new TCTs, cancelling PEC's TCT.

On October 10, 2011, MAHEC filed Notice *Lis Pendens* vs. four (4) new TCTs of Philtrust.

The case is now back to Tagaytay RTC for trial hearings under new acting Judge Jaime Santiago. MAHEC and PEC already presented witnesses.

Relief Sought:

As of December 31, 2016, the case is pending resolution with the Regional Court of Tagaytay, Branch 18 SCA# TG-05-2519. The Parent Company was able to get the formal trial started and on-going. The Parent Company's most important move was the presentation of a very competent real estate appraiser, realtor, Cesar Santos, who was able to successfully defend in court his ₱811.6M valuation of the foreclosed Tagaytay properties. Trial hearings are on-going and it is now defendant Bank's turn to adduce evidence. Plaintiffs have closed their evidence presentation wherein all offered evidences were admitted, over the objections of defendant Bank. At the last hearing held on December 6, 2016, defendant Bank's star witness was subjected to Plaintiff's counsel cross examination wherein they obtained many damaging admissions against the Bank. Plaintiff's counsels cross examination will resume at trial hearing set for April 25, 2017.

Damages sought are ₱1,000,000 as and by way of exemplary damages and ₱500,000 as and by way of attorney's fees; litigation expenses and cost of suit.

Case Title : **MAHEC, POLYMAX & WELLEX vs Phil. Veterans Bank, et al., Civil Case#08-555, RTC Makati Branch 145**

Factual basis : Civil Action with Damages to Nullify the Foreclosure of Property

Name of Court : Regional Trial Court Makati City Branch 145

Status : The case is an injunction suit with damages filed on July 23, 2008 in RTC-Makati to nullify the foreclosure of Pasig lot securing a ₱350M loan obtained by MAHEC, Polymax and Wellex. Initially, Temporary Restraining Order (TRO) and preliminary injunction was issued, but afterwards, it was lifted, enabling Philippine Veterans Bank (PVB) to foreclose. In successive *certiorari* cases that plaintiffs filed, both Court of Appeals (CA) and Supreme Court (SC) upheld PVB. Worse yet, due to major lapse of the plaintiff's original counsels, *lis pendens*

on foreclosed Pasig lot was cancelled, and in March 2012, PVB sold the lots to Zen Sen Realty Devt. Corp. who got new Transfer Certificate of Title (TCT).

The above case was consolidated with other case of affiliated company with the same RTC. In 2013, Company's legal counsel brought Zen Sen Realty Devt. Corp. as defendant also, and prayed that the PVB sale to it be nullified. In October 2014, Company's legal counsel dropped Zen Sen Realty as an unnecessary defendant, after which DECISION was rendered vs. PVB on January 9, 2015, declaring the ₱550M loan (total loan of MAHEC, Polymax, Wellex and other affiliated companies) as fully paid, and even over-paid; discharging all the mortgages, and voiding the 2012 sale made to Zen Sen. PVB was ordered to refund to plaintiffs the ₱3.25M overpayment. PVB filed a motion for reconsideration which was denied. PVB filed Notice of Appeal to Court of Appeal on May 8, 2015, which the Company's legal counsel questioned as defective, but the RTC ruled against the Company in its May 12, 2015 Order. The consolidated case is now on appeal in the Court of Appeals as CA-GR CV#105323. Appellant-defendant Bank filed last December 2016 its Appellant's Brief. The Company's legal counsel is given 45 days to file their Brief and eventually requested for another 30 days extension to finish and file said Appellees' Brief.

Case Title : **Metro Alliance vs The Philippine Stock Exchange ("PSE")**

Factual basis : Petition for Lifting of Trading Suspension

On July 20, 2015, the Company filed a comprehensive corporate disclosure in connection with the Company's petition for lifting its trading suspension which was imposed to the Company on May 21, 2007. Suspension was due to non-filing of structured reports (quarterly and annual reports) from 2007 until 2013. Inability of the Company to file such reports was due to the legal issues involving the acquisition of the petrochemical plant and the surrounding circumstances.

The Company, having resolved its disputes with foreign parties involved in the Bataan petrochemical project, was able to file its 2007 to 2013 quarterly and annual reports starting November 2014 to June 2015. Corresponding penalties amounting to ₱3.4 million was already paid.

The Company and PSE representatives met last November 5, 2015 to discuss the status of the petition and other matters to update the Exchange on the Company's operations and informed that the settlement of the issues involving Polymax Worldwide Limited will be reflected in the Company's 2015 Audited Financial Statements. PSE, on their letter dated January 19, 2016, advised the Company that it will proceed with the completion of its evaluation of the Company's petition upon the Company's submission of the disclosure of the results of its operations and the filing of its 2015 Audited Financial Statements. The Company received various correspondences from PSE in 2016 as part of the evaluation of the Company's petition.

Relief Sought : The Company is positive that PSE will grant the lifting on its trading suspension in the next twelve (12) months after it complied and submitted all the documents required by the PSE.

Item 4. Submission of Matters to a Vote of Security Holders

No matter was submitted during the fourth quarter of the fiscal year covered by this report to a vote of security holders.

PART II – OPERATIONAL AND FINANCIAL INFORMATION

Item 5. Market for Issuer’s Common Equity and Related Stockholder Matters

(1) Market Information

- a) The principal market of Metro Alliance Holdings & Equities Corp.’s common equity is the Philippine Stock Exchange (PSE) where it was listed 1947. The high and low sales prices by quarter for the last three (3) years are as follows:

		Class A		Class B	
		High	Low	High	Low
2016	First Quarter	-	-	-	-
	Second Quarter	-	-	-	-
	Third Quarter	-	-	-	-
	Fourth Quarter	-	-	-	-
2015	First Quarter	-	-	-	-
	Second Quarter	-	-	-	-
	Third Quarter	-	-	-	-
	Fourth Quarter	-	-	-	-
2014	First Quarter	-	-	-	-
	Second Quarter	-	-	-	-
	Third Quarter	-	-	-	-
	Fourth Quarter	-	-	-	-

As observed, there are no high and sales prices for the last three years since the Philippine Stock Exchange suspended the trading of the Company for non-compliance with the submission of structured reports such as annual and quarterly report since 2007. (Please refer to ‘Summary of Material Trends, Events and Uncertainties’).

The high, low and close market price of Class “A” and Class “B” were ₱0.70 and ₱0.84 as of May 17, 2007, the last practicable trading date before the PSE suspended the Company’s trading last 2007.

(2) Holders

a) There are 306,122,449 shares outstanding: 183,673,470 shares are Class "A" and 122,448,979 shares are Class "B". As of December 31, 2016, there are 629 holders of Class "A" shares and 404 holders of Class "B" shares.

Metro Alliance's Top 20 Stockholders as of December 31, 2016 are as follows:

	Stockholder's Name	Number of Shares		Percentage to Total
		Class A	Class B	
1	Creston Global Limited		56,378,388	18.417
2	PCD Nominee Corporation (Filipino)	16,231,610	26,522,613	13.966
3	Chesa Holdings, Inc.	40,500,000		13.230
4	Pacific Wide Realty & Development Corp.	31,498,000		10.289
5	Forum Holdings Corporation	16,376,856	13,432,644	9.738
6	Misons Industrial and Development Corp.	22,000,000		7.187
7	Pacific Concorde Corporation	6,329,500	9,503,908	5.172
8	Rexlon Realty Group, Inc.	12,200,000	2,673,112	4.859
9	Chartered Commodities Corp.	11,296,000		3.690
10	Mizpah Holdings, Inc.	10,128,700		3.309
11	William T. Gatchalian	2,091,000	1,481,500	1.167
12	Pacific Rehouse Corp.	1,258,000	1,670,000	0.956
13	Kenstar Industrial Corp.	2,312,331		0.755
14	PCD Nominee Corporation (Non-Filipino)		2,238,452	0.731
15	Nancy Saw		1,846,500	0.603
16	Tin Fu Or Trajano		820,000	0.268
17	Severin Haselmann		730,000	0.238
18	CTBC TA#5-C184; Zuellig Corp.	684,829		0.224
19	UBP Capital Corporation	645,000		0.211
20	Rexlon T. Gatchalian	600,000		0.196
	Others	9,521,644	5,151,862	4.794
	Total	183,673,470	122,448,979	100.00

(3) Dividends

No dividends were declared by Metro Alliance in the last two fiscal years and in the interim period. There are no restrictions that limit the ability to pay dividends.

(4) Recent sales of unregistered or exempt securities

There are no recent sales of unregistered or exempt securities.

Item 6. Management's Discussion and Analysis or Plan of Operation

(1) Plan of Operation

The Group, having resolved its disputes with the foreign parties involved in the Bataan petrochemical project, will explore business opportunities for the next twelve months. The Group will reorganize its operations; evaluate its remaining assets; review all pending legal cases; and settle and resolve its outstanding issues with other regulatory government bodies. The Group assures the public that it will focus on traditionally stable industries or sunrise sectors in order to maintain strong and healthy cash flows, and at the same time, aspiring for maximized potential earnings.

The Group still holds 20% interest in the petrochemical plant as of December 31, 2016. The Board will discuss on their succeeding meetings on how best to proceed on this remaining

investment. Recently, the management evaluated an investment proposal from a foreign investor for the plan or reacquiring the majority control of the petrochemical plant via an interim accommodation from a foreign bank. The discussions for this proposal, however, are currently on hold, pending the outcome of the lifting of the trading suspension of MAHEC shares at the PSE.

The Board has outlined possible target business projects including investment in mining industry, provided that the target project will pass the screenings currently being conducted by the Department of Environment and Natural Resources (DENR).

MAHEC's remaining operating subsidiary, Metro Combined Logistics Solutions, Inc. (MCLSI), is steadily growing with additional businesses from its existing principals. The Group is also exploring business opportunities in the transport field, including computer application solutions, warehousing and cold storage; in medical distribution and pharmaceutical business logistics, operation of hospice care and management of medical clinics, importation of medical equipment; and also in document storage, care parking, sea travel, river ferry and airport/seaport terminal management.

Projected Plan for the next 12 months:

Investment and sources of capital

The company has remained steadfast to regain its status as a going concern. In line with this, several actions were taken to conserve the company's resources and build confidence for its business direction:

- a) Commitment by the majority shareholders of the company to guaranty the recoverable value of the remaining "assets for sale" in its books in order that the company's equity is preserved;
- b) Accepting the settlement of disputed issues between the shareholders of NPC Alliance Corporation and recognizing the resulting loss adjustments to reflect the realizable value of the investments of the Company related to the petrochemical project;
- c) Clearing of its remaining bank obligations to free the company from debts;
- d) Continuous filings with relevant government agencies;
- e) Maintaining a lean organization to sustain its operation during the said period.
- f) Furthermore, the majority shareholders, which are 75% of the traded shares, have signified their intention to conduct tender offer in the vicinity of Php0.50 per share, within thirty (30) days after the lifting of Company's trading suspension, in order to gain back investor confidence in the Company.

Recapitalization of the Company to meet the Projected Investments in New Venture

The company has a pending application with the SEC to increase its capital stock to P5 billion to be split – 60% Class A shares and 40% Class B shares at par value of Php1.00 to meet its projected investments after the tender offer. Of this amount, Php3 billion worth of shares was earmarked to be issued as follows:

1. Acquisition of majority interest in an operating mining company which is actively producing nickel and has a capital base of P1 billion. This company is presently held by the majority shareholders in joint venture with a Chinese company. As mentioned earlier, the entry to this sector will greatly depend on the results of the screenings currently being conducted by the DENR.
2. A second part of the capital increase amounting to P2 billion would be underwritten by a Chinese Bank to provide momentarily cash infusion to the company for the reacquisition of 80% NPCA shares which were sold to NPC International, an Iranian interest. This will redound to the company regaining 100% ownership of NPC Alliance

Corporation. The planned acquisition will allow the entry of a Chinese Petrochemical company to buy in the company up to 70% of the company's restructured equity by way of supplying feedstocks for the NPCA ethylene plant. NPC Alliance operation has always been hampered by the lack of feedstocks brought about by not being able to put a cracker plant from the very beginning. While this new development was under a 4-way discussion with the concerned parties, the talks are on hold pending the lifting of the trading suspension with the PSE.

If everything proceeds as planned, the Company is expected to satisfy its cash requirements to finance its projected plans and investments in the new ventures until the 4th quarter of 2017. Furthermore, if the lifting of the trading suspension is approved by the PSE, the Company will announce the plan for the proposed tender offer on the annual stockholders' meeting.

Realization of Outstanding Receivables from Polymax Worldwide in the Amount of Php 415,410,450.00 as of December 31, 2016

Assuming that the 4-way negotiations with the Chinese bank, the Chinese petrochemical firm and the Iranians will bog down, there are other alternatives to address the issue. In order that this outstanding receivable will be fully recovered, a payment via dacion of the remaining 20% NPCA shares held by Polymax in NPC Alliance may be assigned to Metro Alliance, thus, making the company the direct shareholders of NPCA.

The estimated value of the 20% shares in NPCA has been placed at \$20 million.

Manpower requirements

The Group does not expect significant changes in the number of employees as it still in the stage of exploring new business opportunities. Manpower will be outsourced if needed.

Capital Asset Acquisition

The Group will make purchases of equipment and machineries in the future if needed especially when investment in mining industry will materialize.

(2) Management's Discussion and Analysis

a) Key Performance Indicators

Metro Alliance and its majority-owned subsidiaries key performance indicators follow:

Metro Alliance

Metro Alliance's key performance indicators include the following:

1. Net income
2. Earnings per share – net income attributable to each share of common stock (net income / weighted number of shares outstanding)
3. Return on average equity – ability to generate returns on investment of stockholders. (net income / average equity)
4. Debt to total asset ratio – the proportion to total assets financed by creditors. (total debt / total assets)
5. Debt to Equity ratio – an indicator of which group has the greater representation in the assets of the company (total debt / equity)

Metro Alliance parent company registered a net loss of ₱3.4 million in 2016 as against ₱4.9 million net loss in 2015. The decrease in net loss in 2016 by ₱1.5 million or 30.61% is due to net effect of: recognition of other income arising from the condoned liability from settlement of loan to a related party (WPI) amounting to ₱16.3 million in 2015; higher provision for impairment loss for 2015 for long outstanding receivables from non-operating subsidiaries amounting to ₱4.9 million; no interest expense recorded for 2016 due to settlement of loan in 2015, on which

there was ₱7.1 million was recorded for 2015; and decrease of ₱2.80 million or 49.12% in general and administrative expenses for 2016 as compared to 2015. Decrease in general and administrative expenses is attributable to: increase in personnel cost by ₱0.08 million, increase in representation expense by ₱0.22 million and payment of penalties to PSE in 2015 of ₱3.10 million. Penalties paid to PSE refer to monetary penalties for non-submission of structured reports (Annual and Quarterly Reports) in prior years. The Company was unable to file such reports due to circumstances surrounding the acquisitions of Petrochemical Plant in prior years.

Comparative analysis of Metro Alliance's key performance indicators follows:

Performance indicator	December 31		
	2016	2015	2014
Earnings (loss) per share (in Php)	(0.011)	(0.011)	(0.045)
Return (loss) on average equity	(0.011)	(0.011)	(0.045)
Debt to total assets ratio	0.502	0.495	0.725
Debt to equity ratio	1.009	0.978	2.634

MCLSI

MCLSI's key performance indicators include the following:

1. Profitability
 - a. Gross profit margin – measures the profitability of revenues (services) in relation to the cost of services
(gross profit / revenues)
 - b. Net profit margin – ability to generate surplus for stockholders.
(net income / sales)
 - c. Return on assets – ability to generate returns from assets.
(net income / assets)
 - d. Return on equity – ability to generate returns on investment of stockholders.
(net income / stockholders equity)
2. Liquidity ratios
 - a. Current ratio – capacity to meet current obligations out of its liquid assets
(current assets / current liabilities)
 - b. Receivables turnover and days' sales in receivables – measures the ability to collect receivables
(net credit sales / average trade receivables)
(365 days / receivables turnover)

The decrease in MCLSI's gross profit and net profit margins resulted mainly from additional logistics service provided with lower gross profit rates lower than the existing principals.

With the decrease in operating income brought about by the additional business with lower gross profit rates, return on assets and return on equity decreased.

Current ratio increased due to the increase in prepayments related to the additional business.

Comparative analysis of MCLSI's key performance indicators follows:

Performance indicator	December 31		
	2016	2015	2014
Profitability			
a. Gross profit margin	0.217	0.162	0.200
b. Net profit margin	0.071	0.024	0.051
c. Return on assets	0.100	0.036	0.079
d. Return in equity	0.302	0.117	0.331
Liquidity			
a. Current ratio	1.394	1.494	1.390
b. Receivables turnover	2.863	3.195	3.553
c. Days' sales in receivables	127	114	103

CPDSI, FEZ-EAC, ZDI and AHI

Currently, CPDSI, FEZ-EAC, ZDI and AHI have no performance indicators because these are non-operating companies as mentioned above.

Financial Highlights

The following companies are included in Metro Alliance consolidated financial statement: MCLSI, CPDSI, FEZ-EAC, ZDI and AHI.

The table below shows the consolidated financial highlights of Metro Alliance for the years ended December 31, 2016, 2015 and 2014:

Balance Sheet	As of December 31 (In Php'000)		
	2016	2015	2014
Current assets	156,957	132,732	911,894
Noncurrent assets	436,189	430,692	17,135
Total Assets	593,146	563,424	929,029
Current liabilities	489,803	466,291	835,634
Noncurrent liabilities	6,171	8,998	5,571
Total Liabilities	495,974	475,289	841,205
Stockholder's Equity	97,172	88,135	87,824
Total Liabilities and Stockholder's Equity	593,143	563,424	929,029

Income Statement	As of December 31 (In Php'000)		
	2016	2015	2014
Sales and services	180,131	143,344	127,690
Cost of sales and services	141,009	(120,195)	(102,106)
Gross profit	39,122	23,149	25,584
Expenses – net	(29,262)	(19,667)	(32,788)
Net Income (Loss) Before Tax	9,860	3,482	(7,204)
Income Tax – Current	(7,481)	(4,359)	(2,962)
Deferred	3,403	662	164
Net Income (Loss) After Tax	5,782	(215)	(10,002)
Net Income (Loss) attributable to:			
Equity Holders of the Parent Company	1,289	(1,895)	(13,204)
Non-controlling interest	4,493	1,680	3,202
	5,782	(215)	(10,002)
Earnings (Loss) Per Share Attributable to holders of Parent Company	₱0.004	(₱0.003)	(₱ 0.04)

The Group, having resolved its disputes with the foreign parties involved in the Bataan petrochemical project, will commence to explore business opportunities. As of report date, biggest contributor to the Group's revenue is its logistic arm, MCLSI when it steadily growing for the past several years after. The Group will reorganize its operations; evaluate its remaining assets; review all pending legal cases; and settle and resolve its outstanding issues with other regulatory government bodies. The Group assures the public that it will focus on traditionally stable industries or sunrise sectors in order to maintain strong and healthy cash flows, and at the same time, aspiring for maximized potential earnings.

CHANGES IN OPERATING RESULTS

2016 COMPARED TO 2015

Net Income and Earnings (Loss) Per Share

The Group registered a consolidated net income of ₱5.8 million in 2016 as against net income of ₱2.0 million in 2015 or an increase in net income by ₱3.8 million or 190%. Earnings (loss) per share for 2016 and 2015 for equity holders of the Parent Company are ₱0.004 and (₱0.003), respectively. The increase in net income was net effect of (a) increase in service income by ₱37 million or 25.68% million due to entry of new clients and principals of MCLSI from its new subsidiary, thus, increasing its service and trucking fees; (b) decrease in other income by ₱16.2 million or 98.78% due to recognized income in 2015 from condoned liability of the Parent Company; and (c) increase in operating expenses by ₱3.5 million or 13.46% due to impairment loss on long outstanding receivables. Since certain subsidiaries have ceased operations, MCLSI is the only subsidiary that contributed to the revenue of the Group.

Sales and Services

The Group registered gross service revenue of ₱180.1 million and ₱143.3 million for the years ended December 31, 2016 and 2015. The increase in revenue of ₱36.8 million or 25.68% in 2016 is due to additional businesses from MCLSI's existing principal resulting to new service contracts on its logistics and warehousing operations and clients of its new subsidiary.

Cost of Sales and Services and Operating Expenses

Total cost and operating expenses for the years 2016 and 2015 amounted to ₱170.5 million and ₱146.2 million, respectively. The increase of ₱24.3 million or 16.62% is attributable to net effect of (a) increase in delivery cost of products and services in 2016 (₱20.8 million or 17.30%) which is in proportion to the increase in sales of services; (b) increased in general and administrative expenses of operating and non-operating subsidiaries by ₱3.5 million or 13.46% (increased in representation expense by ₱1.5 million, decreased in professional fees by ₱0.2 million, increased in personnel costs by ₱3.7 million, and decrease in impairment loss on long outstanding receivables by ₱0.9 million, increased in rent and utilities expenses by ₱0.2 million, increased in communication and supplies by ₱0.5 million, increased in taxes and licenses by ₱0.5 million and decreased in other administrative expenses by ₱1.8 million).

Other Income (Expenses) - Net

Other income (charges) is composed of interest income, dividend income, interest expense and other income not normally earned from the ordinary course of business. Other income (charges) for the years 2016 and 2015 amounted to ₱0.2 million and (₱16.7 million), respectively or an increase of ₱16.2 million or 101.20%. The increase pertains to other income which came from condoned liability of the Parent Company. Finance cost charged by affiliated companies on the long outstanding payable of the parent company amounting to ₱7.1 million for 2015. Loan related to this finance cost was fully settled at the end of the year 2015.

2015 COMPARED TO 2014

Net Income and Earnings (Loss) Per Share

The Group registered a consolidated net loss of ₱0.2 million in 2015 as against net loss of ₱10 million in 2014 or a decrease in net loss by ₱9.8 million or 98%. Earnings (loss) per share for 2015 and 2014 for equity holders of the Parent Company are (₱0.006) and (₱0.04), respectively. The decrease in net loss was net effect of (a) increase in service income by ₱15.6 or 12% million due to entry of new clients and principals of MCLSI; (b) increase in other income by ₱15.9 million or 3898% arose from condoned liability of the Parent Company; and (c) increase in operating expenses by ₱2.9 million or 11% due to impairment loss on long outstanding receivables. Since certain subsidiaries have ceased operations, MCLSI is the only subsidiary that contributed to the revenue of the Group.

Sales and Services

The Group registered gross service revenue of ₱143.3 million and ₱127.7 million for the years ended December 31, 2015 and 2014. The increase in revenue of ₱15.6 million or 12% in 2015 is due to additional businesses from MCLSI's existing principal resulting to new service contracts on its logistics and warehousing operations.

Cost of Sales and Services And Operating Expenses

Total cost and operating expenses for the years 2015 and 2014 amounted to ₱149.1 million and ₱128.1 million, respectively. The increase of ₱21 million or 16% is attributable to net effect of (a) increase in delivery cost of products and services in 2015 (₱18.1 million or 18%) which is in proportion to the increase in sales of services; (b) decreased in general and administrative expenses of operating and non-operating subsidiaries by ₱4.3 million (decrease in representation expense by ₱3.7 million, professional fees by ₱0.5 million and taxes and licenses by ₱0.1 million); and (c) impairment loss on long outstanding receivables amounting to ₱4.9 million and actuarial loss recognition on MCLSI retirement fund amounting to ₱2.2 million.

Other Income (Expenses) - Net

Other income (charges) is composed of interest income, dividend income, interest expense and other income not normally earned from the ordinary course of business. Other income (charges) for the years 2015 and 2014 amounted to ₱9.2 million and (₱6.8 million), respectively or an increase of ₱16 million or 235%. The increase pertains to other income which came from condoned liability of the Parent Company. Finance cost charged by affiliated companies on the long outstanding payable of the parent company amounting to ₱7.1 million for both years. Loan related to this finance cost was fully settled at the end of the year 2015.

CHANGES IN FINANCIAL CONDITION

2016 COMPARED TO 2015

As discussed in Note 3 to the Consolidated Financial Statements, the following companies are included in Metro Alliance consolidated financial statement: MCLSI, CPDSI, FEZ-EAC, ZDI and AHI. A subsidiary is an entity in which the Company has control. Subsidiaries are consolidated from the date on which control is transferred out of the Company.

Mabuhay Vinyl Corporation (MVC) was 42.69% owned by MAHEC as of December 31, 2006. In 2007, the Company sold its 37.69% interest in MVC, retaining 5% which was reclassified to AFS investments and ceased to be a subsidiary as of December 31, 2007. The remaining 5% was subsequently sold in 2012.

Polymax is the Group's special purpose entity incorporated in British Virgin Island solely for the purpose of acquiring the petrochemical plant of NPCA which resulted in a 2006 disputed sale of Polymax's 60% interest in NPCA to NPC International Limited (NPCI) and Petrochemical Industries Investment Company (PIIC). Subsequently on August 27, 2013 the Company and Polymax entered into a settlement agreement with NPCI, PII and NPC to resolve the dispute. On the basis of the settlement agreement, the previously issued 2006 consolidated financial statements of the Company and its subsidiaries were restated to reflect the sale of Polymax's 60% interest in the petrochemical plant.

The remaining 20% of Polymax's interest which is valued at ₱450 million, which is estimated recoverable amount from the sale of investment. The realization of the Company's advances to Polymax (an unconsolidated special purpose entity in 2007) and the settlement Polymax's past due liabilities for which the Company is jointly and severally liable, depends on whether sufficient cash flows can be generated from Polymax's 20% interest in NPCA, which is for sale, and from a letter of comfort issued by the Wellex Group of Companies in favor of the Parent Company. The consolidated financial statements do not include any adjustments that might result from the outcome of these uncertainties. As explained in the notes to financial statements, management's plan is to infuse additional capital to address the going concern uncertainty.

Assets

Cash and cash equivalents for the years 2016 and 2015 amounted to ₱23.3 million and ₱15.7 million, respectively. Increased by ₱7.6 million or 48.41% in 2016 is net effect of net cash received from operating activities due to increase in revenue from MCLSI operations amounting ₱3.7 million, net cash used in investing activities of (₱0.7 million) (amount attributable to interest received and acquisition of property and equipment) and net cash provided by financing activities of (₱4.6 million) (amount attributable to advances from affiliates).

Receivables amounted to ₱109.6 million in 2016 and ₱92.9 million in 2015 (net of allowance for doubtful accounts of ₱150.4 million and ₱147.0 million as of December 31, 2016 and 2015, respectively). Net trade and other receivables went up by ₱16.7 million or 17.98% due to the net effect of increase in credit sales from MCLSI operations (₱20.9 million or 25.68%), decrease in other receivables (₱0.6 million or 1.61%), decrease in due from related parties (₱0.3 million or 5.26%) and additional provision for doubtful accounts of ₱3.3 million in 2016. Other receivables represent non-interest bearing receivables from third party business partners of Polymax that are subject to liquidation and advances to related parties. The Group reviews the carrying amount of receivables at each balance sheet date to reduce the balance to their estimated recoverable amounts.

Other current assets amounted to ₱24 million in 2016 and ₱24.1 million in 2015 (net of allowance for probable losses of ₱12.2 million for both years 2016 and 2015). In 2016, the decrease by ₱0.1 million is net effect of decrease in creditable withholding taxes (₱4.7 million), increase in input taxes (₱0.8 million), decrease in refundable deposits (₱1.1 million) and increase in other prepayments (₱4.9 million). The Group reviews the carrying amount at each balance sheet to reduce the balance to their estimated recoverable amounts.

Asset held for sale amounting to ₱415.4 million for both years ended December 31, 2016 and 2015 (which constitute 74% of the Group's total assets as of December 31, 2016 and 2015, respectively) represents advances to Polymax, the Group's special purpose entity incorporated in British Virgin Island solely for the purpose of acquiring the petrochemical plant of NPC Alliance Corporation (NPCA). A decrease of ₱373.2 million in 2015 pertains to collections from Polymax which is directly applied or paid to the outstanding obligations of the Parent Company to affiliated company.

On March 18, 2006 and September 20, 2006, 40% and 20%, respectively, of Polymax's interest in NPCA was sold. Thereafter management decided to discontinue operations and cease operating as a going concern and exclude the accounts of Polymax in the Group's consolidated financial statements. The remaining 40% interest which is for sale is valued at P900 million, which is the estimated recoverable amount from the sale of investment.

The realization of the Company's advances to Polymax and the settlement of Polymax's past due liabilities for which the Company is jointly and severally liable, are dependent on whether sufficient cash flows can be generated from the sale of Polymax's remaining 40% interest in NPCA. In this regard and to ensure the recoverability of the Parent Company's advances to Polymax, for which the Parent Company is jointly and severally liable, the Parent Company's major stockholders issued a letter of comfort in favor of the Company on September 30, 2014.

During 2014, 20% and 40% remaining interest of Polymax in NPCA was sold. To reiterate assurance of the collectability of the Parent Company's advances to Polymax, a comfort letter dated April 10, 2015 was issued by the major stockholders of the Parent Company.

Available-for-sale-investments amounted to ₱4.8 million in 2016 and ₱4.9 million in 2015. This account includes shares of stocks owned in publicly listed companies. The ₱0.1 million decreased in 2016 pertains to decline in the value of shares of stock in the market. The fair value of these shares has been determined directly by reference to published prices in the active market. Accumulated AFS reserve amounted to ₱1.1 million and ₱1.2 million as of December 31, 2016 and 2015, respectively.

Property, plant and equipment-net amounted to ₱2.6 million in 2016 and ₱3.8 million in 2015. Net decrease in property, plant and equipment in 2016 by ₱1.2 million pertains to net effect to depreciation charge for the year amounting to ₱1.8 million and acquisition of transportation and office equipment of MCLSI amounting to ₱0.7 million.

The Group has no outstanding contractual commitments to acquire certain property and equipment as of December 31, 2016 and 2015. In 2016 and 2015, the Group carried out a review of the recoverable amounts of its property and equipment. The Group has determined that there is no indication that an impairment loss has occurred on its property and equipment.

Other non-current assets for the years 2016 and 2015 amounted to ₱7.4 million and ₱2.5, respectively. This account consists of intangible asset pertaining to non-exclusive software license cost for use in MCSLI's warehouse management system and deferred tax assets.

Liabilities

Current Liabilities

Accounts payable and accrued expenses for the years 2016 and 2015 amounted to ₱429.5 million and ₱410 million, respectively. Trade payables are noninterest bearing and have credit terms of 30 to 60 days. Accrued expense and other liabilities mainly include accruals for manufacturing and operating expenses, other taxes payable, advances from customers and provisions for liabilities arising in the ordinary conduct of business, which are either pending decision by government authorities or are being contested, the outcome of which is not presently determinable. In the opinion of management and its legal counsel, adequate provisions have been made to cover tax and other liabilities that may arise as a result of an adverse decision that may be rendered.

The net increase for year 2016 by ₱19.5 million or 4.76% is attributable to (a) increase in trade payables (₱15.8 million) (b) payment of other current liabilities (₱12.5 million); (c) accrual of legal and professional fees, personnel cost, trucking charges, pallet rental charges, utilities and other employee-related incentives fixed expenses of the Parent Company and MCLSI (₱16.2 million).

Due to related parties for the years 2016 and 2015 amounted to ₱60.3 million and ₱56.3 million, respectively. The Group, in the normal course of business, has transactions with related parties. Such transactions are unsecured, non-interest bearing and with no definite terms of repayment period. The Group did not provide nor received any guarantee on its transaction with related parties. The increase by ₱4 million in 2016 is due advances from affiliated companies for working capital requirements..

Accrued retirement benefit cost amounted to ₱6.7 million and ₱8.9 million as of December 31, 2016 and 2015. MAHEC and MCLSI has unfunded, non-contributory defined benefit requirement plan providing retirement benefits to all its regular employees. An independent actuary, using the projected unit credit method, conducts an actuarial valuation of the fund. The accrued actuarial liability is determined according to the plan formula taking into account the years of service rendered and compensation of covered employees as of valuation date. There is no provision for retirement benefit for 2016 as the management determined that current accrual is sufficient enough to cover retirement benefits of remaining employees. The Group expects no contributions are to be made yet in the future years out of the defined benefit plan obligation. The decrease by ₱2.2 million or 24.72% in 2016 pertains to retirements benefits paid to its retired employees.

2015 COMPARED TO 2014

Assets

Cash and cash equivalents for the years 2015 and 2014 amounted to ₱15.7 million and ₱22.1 million, respectively. Decrease by ₱6.4 million or 28.96% in 2015 is net effect of net cash received from operating activities due to increase in revenue from MCLSI operations amounting ₱9.99 million, net cash generated from investing activities of ₱374.4 million (amount attributable to collection of advances to Polymax by the Parent Company and proceeds from disposal of property and equipment) and net cash used in financing activities of (₱390.8 million) (amount attributable to payment of loan to affiliates including finance charges).

Receivables amounted to ₱92.9 million in 2015 and ₱80.3 million in 2014 (net of allowance for doubtful accounts of ₱152.7 million and ₱149.5 million as of December 31, 2015 and 2014, respectively). Trade and other receivables went up by ₱3.9 million or 9% due to the net effect of increase in credit sales from MCLSI operations (₱15.6 million or 12%), decrease in other receivables (₱0.7 million or 2%), decrease in due from related parties (₱5.6 million or 5%) and

additional provision for doubtful accounts of ₱3.2 million in 2015. Other receivables represent non-interest bearing receivables from third party business partners of Polymax that are subject to liquidation and advances to related parties. The Group reviews the carrying amount of receivables at each balance sheet date to reduce the balance to their estimated recoverable amounts.

Other current assets amounted to ₱25.9 million in 2015 and ₱20.8 million in 2014 (net of allowance for probable losses of ₱12.2 million and ₱14.1 million for both years 2015 and 2014, respectively). In 2015, the increase by ₱5.1 million is net effect of increase in creditable withholding taxes (₱1.25 million), decrease in input taxes (₱1.4 million), increase in refundable deposits (₱2.4 million), increase in other prepayments (₱1 million) and decrease in allowance for probable losses (₱1.9 million) due to utilization of input taxes to offset against output VAT resulted from other income. The Group reviews the carrying amount at each balance sheet to reduce the balance to their estimated recoverable amounts.

Asset held for sale amounting to ₱415.4 million and ₱788.7 million as of December 31, 2015 and 2014 (which constitute 74% and 85%, respectively of the Group's total assets as of December 31, 2015 and 2014, respectively) represents advances to Polymax, the Group's special purpose entity incorporated in British Virgin Island solely for the purpose of acquiring the petrochemical plant of NPC Alliance Corporation (NPCA). A decrease of ₱373.2 million in 2015 pertains to collections from Polymax which is directly applied or paid to the outstanding obligations of the Parent Company to affiliated company.

On March 18, 2006 and September 20, 2006, 40% and 20%, respectively, of Polymax's interest in NPCA was sold. Thereafter management decided to discontinue operations and cease operating as a going concern and exclude the accounts of Polymax in the Group's consolidated financial statements. The remaining 40% interest which is for sale is valued at P900 million, which is the estimated recoverable amount from the sale of investment.

The realization of the Company's advances to Polymax and the settlement of Polymax's past due liabilities for which the Company is jointly and severally liable, are dependent on whether sufficient cash flows can be generated from the sale of Polymax's remaining 40% interest in NPCA. In this regard and to ensure the recoverability of the Parent Company's advances to Polymax, for which the Parent Company is jointly and severally liable, the Parent Company's major stockholders issued a letter of comfort in favor of the Company on September 30, 2014.

During 2014, 20% and 40% remaining interest of Polymax in NPCA was sold. To reiterate assurance of the collectability of the Parent Company's advances to Polymax, a comfort letter dated April 10, 2015 was issued by the major stockholders of the Parent Company.

Available-for-sale-investments amounted to ₱4.8 million in 2015 and ₱6.6 million in 2014. This account includes shares of stocks owned in publicly listed companies. The ₱1.8 million decreased in 2015 pertains to decline in the value of shares of stock in the market. The fair value of these shares has been determined directly by reference to published prices in the active market. Accumulated AFS reserve amounted to ₱1.2 million and ₱2.8 million as of December 31, 2015 and 2014, respectively.

Property, plant and equipment-net amounted to ₱3.8 million in 2015 and ₱5.1 million in 2014. Net decrease in property, plant and equipment in 2015 by ₱1.3 million pertains to net effect to depreciation charge for the year amounting to ₱0.1 million and disposal of transportation and office equipment of MCLSI amounting to ₱1.2 million.

The Group has no outstanding contractual commitments to acquire certain property and equipment as of December 31, 2015 and 2014. In 2015 and 2014, the Group carried out a review of the recoverable amounts of its property and equipment. The Group has determined that there is no indication that an impairment loss has occurred on its property and equipment.

Other non-current assets for the years 2015 and 2014 amounted to ₱4.6 million and ₱5.5, respectively. This account consists of intangible asset pertaining to non-exclusive software license cost for use in MCSLI's warehouse management system and deferred tax assets.

Liabilities

Current Liabilities

Accounts payable and accrued expenses for the years 2015 and 2014 amounted to ₱409.9 million and ₱418.9 million, respectively. Trade payables are noninterest bearing and have credit terms of 30 to 60 days. Accrued expense and other liabilities mainly include accruals for manufacturing and operating expenses, other taxes payable, advances from customers and provisions for liabilities arising in the ordinary conduct of business, which are either pending decision by government authorities or are being contested, the outcome of which is not presently determinable. In the opinion of management and its legal counsel, adequate provisions have been made to cover tax and other liabilities that may arise as a result of an adverse decision that may be rendered.

The net decrease for year 2015 by ₱9 million or 2% is attributable to (a) payment by Parent Company of the accrued finance charges (₱14.3 million) related to the settled loan from affiliated company; (b) payment of accrued professional fees in prior years (₱1.4 million); (c) write off of long outstanding payables (₱0.7 million) of the Parent Company; (d) accrual of legal and professional fees, personnel cost, trucking charges, pallet rental charges, utilities and other employee-related incentives fixed expenses of the Parent Company and MCLSI (₱13.7 million).

Due to related parties for the years 2015 and 2014 amounted to ₱56.3 million and ₱416.7 million, respectively. The Group, in the normal course of business, has transactions with related parties. Such transactions are unsecured, non-interest bearing and with no definite terms of repayment period. The Group did not provide nor received any guarantee on its transaction with related parties. The decrease by ₱360.4 million in 2015 is mainly due to settlement of loan to Waterfront Philippines, Inc. by the Parent Company.

Accrued retirement benefit cost amounted to ₱8.9 million and ₱5.6 million as of December 31, 2015 and 2014. MAHEC and MCLSI has unfunded, non-contributory defined benefit requirement plan providing retirement benefits to all its regular employees. An independent actuary, using the projected unit credit method, conducts an actuarial valuation of the fund. The accrued actuarial liability is determined according to the plan formula taking into account the years of service rendered and compensation of covered employees as of valuation date. There is no provision for retirement benefit for 2015 as the management determined that current accrual is sufficient enough to cover retirement benefits of remaining employees. The Group expects no contributions are to be made yet in the future years out of the defined benefit plan obligation.

(i) Summary of Material Trends, Events and Uncertainties

On December 4, 2003, the Company entered into a Memorandum of Agreement (MOA) with Polymax, whereby the Company confirmed the designation of Polymax as the acquiring company in the proposed acquisition of the senior secured debt papers of BPC from International Finance Corporation (IFC). Under the MOA, the Company and Polymax agreed that (a) the acquisition of the secured debt paper would be for the account and benefit of the Company; (b) the funding for the acquisition would be provided and arranged by the Company; and (c) the exercise of creditor rights arising from the secured debts via foreclosure and takeover of the assets of BPC would be directed by and for the account and benefit of the Company. In addition, the Company would make certain advances to Polymax.

On December 19, 2003, Polymax and IFC entered into an Assignment and Transfer Agreement (the Agreement) for the purchase by the former of the senior secured debt papers of BPC. The Company advanced to Polymax the initial deposit of US\$5 million, which was remitted to IFC for the assignment payment, pursuant to the terms of the Agreement. On February 11, 2004, IFC confirmed that it has received the full payment for the assignment of the senior secured debt papers of BPC.

To partially finance the Company's advances relating to the Petrochemical Project, the Company obtained short-term loans from local banks (see Note 9). With the delay in the completion of the activities and the conditions required for the Petrochemical Project, the Company was unable to pay the bank loans on maturity dates. As of December 31, 2006, the amounts payable to the banks totaled ₱866.7 million, consisting of the outstanding principal balance of ₱378.3 million and finance charges of ₱488.4 million. In 2007 these past due liabilities were transferred to and applied against the advances made to Polymax.

Pursuant to the Company's plan of acquiring full control of BPC, instead of exercising creditor rights, the Company, on April 16, 2004, entered into a Share Purchase Agreement (SPA) with BPC, Tybalt Investment Limited (TIL), BP Holdings International B.V. (BPHI) and Petronas Philippines, Inc. (PPI) with TIL as the purchase of the 83% interest of the foreign shareholders of BPC. As agreed by the parties, the SPA is to take effect as of March 31, 2004, subject to closing conditions, as defined in the SPA, which the parties have to comply with within a period of 60 days or later if the conditions are not met.

On July 7, 2005, Polymax and BPC executed a Deed of Conveyance, transferring to Polymax under an asset for share swap, the petrochemical plant of BPC in exchange for 85 million common shares of Polymax with par value of US\$1 per share, or a total par value of US\$85 million.

On July 20, 2005, the Company, Polymax and NPC International Limited (NPCI) entered into an SPA which provided that, subject to certain conditions, including the transfer of the petrochemical plant of BPC free from encumbrances, NPCI will acquire 60% of the issued share capital of NPC Alliance, Corp. (NPCA) from Polymax.

On August 9, 2005, Polymax and NPCA executed a Deed of Conveyance, transferring to NPCA, under an asset for share swap, the same petrochemical plant in exchange for 4.8 million shares of common stock of NPCA with a total par value of ₱4.8 billion, resulting in 100% ownership interest of Polymax in NPCA.

On November 15, 2005, BPC and Polymax executed a Deed of Assignment whereby BPC transferred and conveyed to Polymax all its rights and interest to Polymax's 85 million shares of common stock, with a total value of US\$85 million, in exchange for the discharge of a portion of BPC's secured debt, which was acquired by Polymax from IFC, up to the extent of the value of the shares transferred. Polymax retired the said shares 10 days from the date the Deed of Assignment.

On December 16, 2005, Polymax, NPCI, Petrochemical Industries Investment Company (PIIC) and the Company entered into an amended SPA whereby NPCI and PIIC will purchase 40% and 20% of NPCA's shares of common stock, respectively, from Polymax. In addition to the conditions set forth in the original SPA, the amended SPA also involves advances to be provided by NPCI amounting to US\$15 million representing an advance payment which may be used to fund the bona fide third party costs of NPCA or BPC for the recommissioning, operation and maintenance of the petrochemical plant or such other third party cost or expenses, taxes or duties as agreed between Polymax and NPCI.

On the same date, the Company, NPCI and PIIC entered into a Guaranteed and Indemnity agreement whereby the Company irrevocably and unconditionally guaranteed the prompt performance and observance by Polymax and the payment on demand by Polymax of all moneys, obligations and liabilities which are now or at any time after the execution of the agreement become due from or owing or incurred by Polymax under or in connection with any of the SPA and the Shareholders' Agreement. The Company also guaranteed that it shall be liable for Polymax's obligations, as if it were a principal debtor, if Polymax's obligations are no longer recoverable from Polymax.

On March 18, 2006, Polymax, NPCI, PIIC and the Company entered into an Agreement of Variation (March 2006 Variation Agreement) to vary and amend the terms of the Amended and Restated Share Purchase Agreement (ARSPA) and the Shareholders' Agreement entered on December 16, 2005. Under the March 2006 Variation Agreement, completion of the conditions and conditions subsequent set forth in the ARSPA was extended to April 30, 2006. Moreover, additional conditions that Polymax needs to satisfy prior to completion were agreed upon.

On the same date, Polymax and NPCI executed a Deed of Absolute Sale whereby Polymax sold, transferred and conveyed to NPCI all the rights, title and interest in 19,090,000 NPCA shares of common stock, equivalent to 40% ownership interest, for a consideration of ₱1.91 billion.

On September 11, 2006, Polymax, NPCI, PIIC, the Company and NPCA entered into another Agreement of Variation (September 2006 Variation Agreement) to further vary and amend the terms of the ARSPA and the Shareholders' Agreement (both initially amended and varied by the March 2006 Variation Agreement). Polymax, in accordance with its obligations under the ARSPA, had notified NPCI and PIIC that it is aware that certain conditions will not be fulfilled by April 30, 2006. As a result, the parties agreed to transfer to PIIC the 9,545,000 NPCA shares of common stock prior to completion, while certain conditions will become conditions subsequent to be completed on December 31, 2006.

On September 20, 2006, Polymax and PIIC executed a Deed of Absolute Sale whereby Polymax sold, transferred and conveyed to PIIC all the rights, title and interest in 9,545,000 NPCA shares of common stock, equivalent to 20% ownership interest, for a consideration of ₱ 954.5 million.

On December 31, 2006, the ARSPA Variation Agreement expired with the conditions subsequent remaining unsettled. Nevertheless NPCI and PCII took control of the petrochemical plant resulting in a dispute with the Company and Polymax, which considered the sale of Polymax's 40% and 20% interest in the petrochemical plant to NPCI and PCII as null and void.

On August 21, 2007, the petrochemical plant started commercial operations under NPCI and PIIC.

Subsequently on August 27, 2013, the Company and Polymax ("Respondents") entered into a settlement agreement with NPCI, PIIC and NPC ("Claimants") to resolve the dispute arising from the uncompleted acquisition transactions described above.

By letter dated October 31, 2013, the Claimants informed the Tribunal that the Parties to all three arbitrations had settled their disputes and that they wished to cease the proceedings. A request was made, to which the Respondents concurred by letter dated November 21, 2013, that the Tribunal issue a procedural order to record that the proceedings be withdrawn by agreement.

By letter dated November 22, 2013, the Tribunal agreed to make the order requested and said that it would fix the cost of the arbitration. In response to the Tribunal's enquiry about the Parties' own legal costs and expenses, the Respondents said that no party was seeking an order that another party should contribute to its legal cost.

The Claimants requested time to seek instructions from their clients in response to the Tribunal's enquiry. On October 2, 2014, the Claimants requested the Tribunal to issue Orders in each arbitration recording withdrawal of the Proceedings by agreement of the Parties, and fixing costs and returning the Claimants deposit against costs, following the deduction of any outstanding sums owing to the Tribunal. It is apparent from this letter as well as the response of the Respondent that none of the Parties are seeking an order in respect of their own cost.

It is also apparent from the Parties' submissions to the Tribunal that they agreed that this arbitration should be terminated and that the Tribunal should fix the costs of the arbitration. Further, as only the Claimants have made deposits towards those costs, it is appropriate that, after deducting from those deposits the cost of the arbitration as fixed by this Order, the balance held by the London Court of International Arbitration (LCIA) should be returned to the Claimants.

Legal cases

This has been discussed in detail in Item 3, Legal Proceedings, of this report.

(ii) Events that will Trigger Direct Contingent or Financial Obligation

Having resolved its disputes with foreign parties involved in the Bataan petrochemical project there are no additional known events that will trigger direct or contingent financial obligation that is material to Metro Alliance, including the default of acceleration of an obligation.

(iii) Material Off-balance Sheet Transactions, Arrangements, Obligations

There are no material off-balance sheet transactions, arrangements, obligations (including contingent obligations), and other relationships of Metro Alliance with unconsolidated entities or other persons created during the reporting period. Completed transactions in connection with our investment in the petrochemical project were fully disclosed in the audited consolidated financial statements.

(iv) Commitment For Capital Expenditures

Since CPDSI has ceased operations and MVC ceased to be a subsidiary of MAHEC, the Group has no commitment for capital expenditures.

(v) Any Known Trends, Events of Uncertainties (Impact On Net Sales / Net Income)

Since CPDSI, AHI, FEZ-EAC and ZDI have ceased commercial operations and MCLSI is the only operating subsidiary among the Group, sales will rely solely on MCLSI's results of operations.

(vi) Significant Element of Income or Loss That Did Not Arise From Continuing Operations.

There is no significant element of income or loss that did not arise from continuing operations.

(vii) Material Changes on Line Items in the Financial Statements

Material changes on line items in the financial statements are presented under the captions "Changes in Financial Condition" and "Changes in Operating Results" above.

(viii) Effect of Seasonal Changes in the Financial Condition or Results of Operations of the Corporation

The financial condition or results of operations is not affected by any seasonal change.

Item 7. Financial Statements

The consolidated financial statements and schedules listed in the accompanying Index to Financial Statements and Supplementary Schedules are filed as part of this Form 17-A.

Item 8. Changes in and Disagreements With Accountants on Accounting and Financial Disclosure

Information on Independent Accountant and other Related Matters

(1) External Audit Fees and Services

- (a) Audit and related fees for Metro Alliance are ₱390,400 for the year 2016 and ₱360,000 for the years 2015 and 2014 for expressing an opinion on the financial statements and assistance in preparing the annual income tax return. In addition, to bring to the attention of management, any deficiencies in internal control and detected misstatements and fraudulent or illegal acts.
- (b) Tax fees - there were no tax fees paid for the years 2016, 2015 and 2014.
- (c) Other fees – there were no other fees paid for the years 2016, 2015 and 2014.
- (d) Audit committee's approval policies and procedures for the above services – the committee will evaluate the proposals from known external audit firms. The review will focus on quality of service, commitment to deadline and fees as a whole, and no one factor should necessarily be determinable.

(2) Changes and disagreements with Accountants on Accounting and Financial Disclosure

No independent accountant who was previously engaged as the principal accountant to audit Metro Alliance financial statements, or an independent accountant on whom the principal accountant expressed reliance in its report regarding a significant subsidiary, has resigned (or indicated it has declined to stand for re-election after the completion of the current audit) or was dismissed in the two most recent fiscal years or any subsequent interim period. Furthermore, there was no disagreement with the former accountant on any matter of accounting principles or practices, financial statement disclosures, or auditing scope or procedure.

PART III- CONTROL AND COMPENSATION INFORMATION

Item 9. Directors and Executive Officers of the Issuer

(1) Directors, including Independent Directors, and Executive Officers

There are seven (7) members of the Board, two (2) of whom are independent directors. The term of office of each director is one (1) year.

The current Directors and Executive Officers are as follows:

Name	Age	Citizenship	Position and Office
Renato B. Magadia	79	Filipino	Chairman of the Board and President
Lamberto B. Mercado, Jr.	52	Filipino	Director
Reno I. Magadia	47	Filipino	Director
Ricardo M. Dela Torre	75	Filipino	Director
Nestor S. Romulo	71	Filipino	Director/Corporate Secretary
Aristeo R. Cruz	50	Filipino	Independent Director
Byoung Hyun Suh	58	Korean	Independent Director
James B. Palit-Ang	52	Filipino	Treasurer
Richard L. Ricardo	54	Filipino	Vice President for External Affairs
Annabelle T. Abunda	40	Filipino	Finance Officer

Business experience during the past five (5) years and other directorships

Name	Corporation	Position
Renato B. Magadia Chairman of the Board & President Filipino 79 years old Bachelor of Science in Business Administration University of the Philippines Certified Public Accountant -1960	Present: MAHEC MAHEC MAHEC Philippine Estate Corp. Waterfront Phils., Inc. CPDSI FEZ and ZDI Asia Healthcare, Inc. Acesite (Phils.) Hotel Corp. ZetaMark, Inc. Misons Industrial & Devt. Corp.	Chairman of the Board since 1999 President since 2001 Director since 1998 Director Chairman of the Board/Director since 1999 Chairman of the Board since 1999 Chairman and President since 2004 Chairman of the Board, 2001-2003 Chairman and President, since 2004 Vice Chairman since 2002 Director since 1996
	Previous: The Zuellig Corporation Mabuhay Vinyl Corporation	President & CEO, 1980-99 Chairman & CEO, 2001-2007

<p>Lamberto B. Mercado, Jr. Director Filipino 52 years old Bachelor of Laws (L.L.B.) Ateneo de Manila University School of Law Lawyer – 1991</p>	<p>Present: MAHEC AHI, FEZ and ZDI Waterfront Phils., Inc. Forum Pacific, Inc. The Wellex Group, Inc.</p> <p>Previous: Subic Bay Metropolitan Authority</p>	<p>Director since 2003 Director, 2004 Director since 1999 Director since 1998 Vice President for Legal since 1998</p> <p>Deputy Administrator for Administration, 1997-98</p>
--	--	--

<p>Reno I. Magadia Director Filipino 47 years old BA, TV and Radio Broadcasting California State University, Los Angeles Master's Degree – Business Administration Pepperdine University, Los Angeles, California</p>	<p>Present: MAHEC Metro Combined Logistics Solutions, Inc. (formerly GAC Logistics, Inc.). Misons Industrial & Development Corp.</p> <p>Previous: Mercator Filter Manufacturing Corp. Papa Securities Corp.</p>	<p>Director since 2006 Managing Director since Nov. 2011</p> <p>Managing Director</p> <p>Vice President, 1996-2003</p> <p>Head Portfolio Manager, 1993-1996</p>
---	---	--

<p>James B. Palit-Ang Director/Treasurer Filipino 52 years old B.S.B.A., Accounting Philippine School of Business Administration</p>	<p>Present: MAHEC Noble Arch Realty & Construction Corp. Crisanta Realty and Development Corp. Philippine Estates Corporation East Asia Oil and Mining Companies</p> <p>Previous: DMI Construction</p>	<p>Director and Treasurer Chairman and President since 2010</p> <p>Chairman and President since 2008</p> <p>Director since 2010 Chairman & CEO since 2005</p> <p>Chief Operations Officer 2003-2004</p>
---	---	---

<p>Aristeo R. Cruz Independent Director Filipino 50 years old Bachelor of Laws (LLB) New Era University – 2005</p> <p>Certified Public Accountant De La Salle University – 1986</p>	<p>Present: MAHEC</p> <p>Meycauayan College, Inc.</p> <p>Cruz Altares & Associates Law Office (formerly Cruz Castro & Altares Law Office) Liberty Bank (A Rural Bank), Inc.</p>	<p>Independent Director since September 11, 2015 Vice Chairman/Director from December 2011 – present Dean, College Department from November 2007 – Present Founding and Managing Partner from July 2007 – present</p> <p>Assistant General Manager from February 2008 – present</p>
---	---	---

<p>Ricardo M. Dela Torre Director Filipino 75 years old Advanced Management Program – 1994 (Asian Institute of Management, Indonesia) Masters in Business Management – 1970 (Asian Institute of Management, Philippines) Bachelor of Science in Accounting – 1963 (Ateneo de Naga, Philippines) Certified Public Accountant – 1964</p>	<p>Present Metro Alliance Holdings & Equities Corp. Metro Combined Logistics Solutions, Inc.</p> <p>Previous Banco de Oro</p> <p>BPI – Family Bank BPI – Family Bank BPI Card Corporation BPI/MS Insurance FGU Insurance Corporation Santiago Land Ford Credit Philippines Ford Credit Philippines Filiol Corporation</p>	<p>Director since 2005</p> <p>Director</p> <p>Consultant, Consumer Financing (July 2003-July 2005) Senior Vice President (1984-2002) Director Director Director Director Director General Manager Sales and Distribution Manager Corporate Planning Manager</p>
--	--	--

<p>Nestor S. Romulo Corporate Secretary/Director Filipino 71 years old Bachelor of Laws (LLB) University of the Phils., 1970 Lawyer - 1971</p>	<p>Present: Metro Alliance Holdings & Equities Corp.</p> <p>Winbank (Savings Bank) Westmont Investment Corp Wincorp Securities Romulo, Serrano and Camello Law Offices Reyno, Tiu, Domingo and Santos Law Offices JP Consultancy Resources and Management, Inc. JMP Development Corp. Margarita Properties, Inc. Zuellig Distributors Inc. Asia Healthcare, Inc. FEZ-EAC Holdings, Inc.</p> <p>Previous: EPCIB PCIB</p>	<p>Corporate Secretary since February 2004 Director since 2005 Chairman of the Board Chairman of the Board Director</p> <p>Partner</p> <p>Consultant</p> <p>Corporate Secretary Corporate Secretary Corporate Secretary Corporate Secretary Corporate Secretary Corporate Secretary</p> <p>Consultant, 1999-2000 VP and Head, Legal Services Group, 1995-1999</p>
---	--	---

Name	Corporation	Position
<p>Byoung Hyun Suh Independent Director Korean</p> <p>58 years old</p> <p>B.S. in Business Administration</p> <p>Korea University, Seoul, South Korea</p>	<p>Present: MAHEC</p> <p>Wellex Industries, Inc.</p> <p>Forum Pacific, Inc.</p> <p>Philippine Estates</p> <p>Pan Islands, Inc.</p> <p>National Unification Advisory Council – Southeast Asia Chapter – R.O.K</p>	<p>Independent Director since November 22, 2016</p> <p>Independent Director since October 28, 2011</p> <p>Independent Director since July 8, 2011</p> <p>Independent Director since October 14, 2016</p> <p>President since February 1995</p> <p>President since July 2009</p>

<p>Richard L. Ricardo Vice President for External Affairs Filipino 54 years old Bachelor Science in Management Economics Ateneo de Manila University</p>	<p>Present: Metro Alliance Holdings & Equities Corp. Wellex Industries, Inc. Forum Pacific, Inc. Waterfront Phils., Inc. Acesite (Phils.) Hotel Corp.</p>	<p>Vice President for External Affairs since December 19, 2014 Director since 2010 Treasurer since Sept. 2012 Director since November 11, 2014 Corporate Affairs Officers since 2007/Compliance Officer Vice President for Corporate Affairs since 2007 Compliance Officer since 2007</p>
<p>Annabelle T. Abunda Finance Head 40 years old Bachelor of Science in Accountancy University of the Philippines - Ilo-Ilo City Certified Public Accountant Licensed Real Estate Broker</p>	<p>Present: Metro Alliance Holdings & Equities Corp. Pacific Rehouse Corporation</p>	<p>Finance Head since December 19, 2014 Finance and Administration Manager since December 2010</p>

(2) Significant Employees

There are no other employees other than the officers mentioned in the preceding subsection who are expected to make significant contribution to the business.

(3) Family Relationships

With the exception of the father-son relationship between Renato B. Magadia (Chairman and President) and Reno I. Magadia (Director), there are no family relationships up to the fourth civil degree either by consanguinity or affinity among directors, executive officers, persons nominated or chosen by the Corporation to become directors, or executive officers.

(4) Involvement in Certain Legal Proceedings

To the knowledge and/or information of Metro Alliance, none of the directors/nominees and officers were involved during the past five (5) years in any bankruptcy proceedings. Neither have they been convicted by final judgment in any criminal proceeding, or been subject to any order, judgment or decree of competent jurisdiction, permanently or temporarily enjoining, barring, suspending, or otherwise limiting their involvement in any type of business, securities, commodities or banking activities, nor found in an action by any court or administrative bodies to have violated a securities and commodities law.

Item 10. Executive Compensation

(1) Summary Compensation Table – Annual Compensation

The following table lists the names of the Corporation’s Directors and Executive Officers Annual Compensation for the two most recent years including the estimated compensation for year 2015. As observed, there was no compensation, in any form, to all Directors and key officers for the previous years due to the Company’s tight cash position resulting from the trading suspension from PSE and subsidiaries that have ceased operations.

(a) Summary Compensation Table – Annual Compensation

	Name and Principal Position	Year	Salary	Bonus	Other compensation
1	Renato B. Magadia Chairman of the Board and President	2016	-	-	-
		2015	-	-	-
		2014	-	-	-
2	James B. Palit-Ang Treasurer	2016	-	-	-
		2015	-	-	-
		2014	-	-	20,000
3	Nestor S. Romulo Corporate Secretary and Legal Counsel	2016	-	-	600,000
		2015	-	-	600,000
		2014	-	-	600,000
4	Other directors	2016	-	-	20,000
		2015	-	-	20,000
		2014	-	-	40,000
5	All directors and Officers as a Group unnamed	2016	-	-	620,000
		2015	-	-	620,000
		2014	-	-	640,000

Note: Renato B. Magadia's management fee was waived by him until the Company gets back to operations and became profitable again.

(2) Compensation of Directors

Except for a nominal amount of per diem amounting to P10,000 during attendance in special meetings, there is no standard arrangement with regard to election, any bonus, profit sharing, pension/retirement plan, granting of any option, warrant or right to purchase any securities. There are no other arrangements or consulting contracts or other form of services with directors.

(3) Employment Contracts and Termination of Employment and Change-in-Control Arrangements

There is no employment contract and termination of employees and change-in control arrangement with directors and executive officers.

(4) Warrants and Options Outstanding: Repricing

There are no warrants and options outstanding held by Metro Alliance's CEO, executive officers and all officers and directors as a group. There is no repricing made.

Item 11. Security Ownership of Certain Beneficial Owners and Management

(1) Security Ownership of Certain Record and Beneficial Owners

As of December 31, 2016, Metro Alliance knows of no one who beneficially owns in excess of 5% of the its common stock except as set forth in the table below.

Title of Class	Name, address of Record owner and Relationship with issuer	Name of Beneficial Owner* and relationship with record owner	Citizenship	No. of Shares Held	Percent
Common Shares – Class B	Creston Global Limited C/o #9 Cardinal St., St. Dominic Subd., Bahay Toro, Congressional Ave, Quezon City (1 st major stockholder)	John Torres – Authorized signatory (Designated representative)	British	56,378,388	18.417%
Common Shares – Class A 16,229,110 Class B 26,530,113	PCD Nominee Corp. 37F Tower 1, The Enterprise Center, 6766 Ayala Avenue cor. Paseo De Roxas, Makati City (2 nd major stockholder)	PCD Participants and their clients (see Schedule A)	Filipino	42,754,223	13.966%
Common Shares – Class A	Chesa Holdings, Inc. Unit 401 Joy Bldg., Brgy. Balingasa, Quezon City (3 rd major stockholder)	Perlie Alpuerto – Corporate Treasurer (Designated representative)	Filipino	40,500,000	13.230%
Common Shares – Class A	Pacific Wide Realty & Development Corp. Unit 401 Joy Bldg., Brgy. Balingasa, Quezon City (4 th major stockholder)	Chona Chua – Corporate Treasurer (Designated representative)	Filipino	31,498,000	10.289%
Common Shares – Class A 16,376,856 Class B 13,432,644	Forum Holdings Corp. Unit 401 Joy Bldg., Brgy. Balingasa, Quezon City (5 th major stockholder)	Ellen T. Balunsat Corporate Treasurer (Designated representative)	Filipino	29,809,500	9.738%
Common Shares – Class A	Misons Industrial and Development Corp. Unit 2002 20 th F, Antel 2000 Corporate Center 121 Valero St., Salcedo Village, Makati City (6 th major stockholder)	Renato B. Magadia	Filipino	22,000,000	7.187%
Common Shares – Class A 6,329,500 Class B 9,503,908	Pacific Concorde Corp. Unit 401 Joy Bldg., Brgy. Balingasa, Quezon City (7 th major stockholder)	Irene F. San Roque Corporate Treasurer (Designated representative)	Filipino	15,833,408	5.172%

* Person designated to exercise investment power over the equity

(2) Security Ownership of Management

As of December 31, 2016, the security ownership of individual directors, executive officers and nominees of Metro Alliance is as follows:

Title of Class	Name of Beneficial Owner	Amount and Nature of Beneficial Ownership	Citizenship	%
Common—Class A	Renato B. Magadia	125,010 / Direct	Filipino	0.041
Common—Class A	Reno I. Magadia	100 / Direct	Filipino	0.000
Common—Class A	Nestor S. Romulo	1 / Direct	Filipino	0.000
Common—Class A	James B. Palit-Ang	1 / Direct	Filipino	0.000
Common—Class A	Lamberto B. Mercado, Jr.	1 / Direct	Filipino	0.000
Common—Class A	Aristeo R. Cruz	100 / Direct	Filipino	0.000
Common—Class A	Ricardo M. Dela Torre	1 / Direct	Filipino	0.000
Common—Class A	Byoung Hyun Suh	1 / Direct	Korean	0.000
Common—Class A	Richard L. Ricardo	—	Filipino	0.000
Common—Class A		—	Filipino	0.000
Total		125,215		0.041

(3) Voting Trust Holders of 5% Or More

There are no voting trust holders of 5% or more.

(4) Changes in Control

There is no change in control of Metro Alliance and there is no arrangement which may result in change in control.

Item 12. Certain Relationships and Related Transactions

The Group, in the normal course of business, has transactions with related parties. The following table summarizes the transactions with related parties for the year ended December 31, 2016 and 2015. Please refer to Note 14 of the Audited Consolidated Financial Statements attached to this report for the broad discussions.

a. Due from/to related parties

The amounts due from related parties included under receivables are unsecured and noninterest bearing advances, which have no definite repayment terms.

The amounts due to related parties pertain to advances provided to the Parent Company to finance its working capital requirements, capital expenditures, Petrochemical Project support and for other investments and have no definite repayment terms. These are unsecured and noninterest bearing, except the liability to WPI, which is interest bearing but the related finance charges are being charged to Polymax, since the corresponding liability were obtained in relation to the Petrochemical Project.

b. Payables for shared operating expenses

On November 30, 2011, Gulf Agency Company Holdings (BV) and the Parent Company executed a Deed of Assignment in which the former offered to assign, transfer, cede and convey to the latter all its rights, title and interests in and to its shares, and the latter has accepted the offer. Accordingly, the former's shares were cancelled on May 7, 2013.

In accordance with the Deed of Assignment, it is agreed that the outstanding liabilities of MCLSI with Gulf Agency Company Holdings (BV) referred to in the Memorandum of Agreement dated November 30, 2012 will be honored and paid, should the latter's shares be sold to other persons.

The outstanding payables recognized in the books amounted to ₱24,875,344 and ₱23,273,962 as of December 31, 2016 and 2015, respectively.

c. Compensation of key management personnel follows:

Particulars	<u>2016</u>	<u>2015</u>
Short-term employee benefits	₱ 9,220,800	₱ 8,655,149
Retirement benefits	<u>—</u>	<u>—</u>
Total	<u>₱ 9,220,800</u>	<u>₱ 8,655,149</u>

There are no agreements between the Group and any of its directors and key officers providing for benefits upon termination of employment, except for such benefits to which they may be entitled under their respective entity's retirement plan.

d. The related amounts applicable to the Group's transactions with related parties are as follows:

	Amount of Transactions Increase (Decrease)		Outstanding Receivable/Payable	
	2016	2015	2016	2015
<u>Asset Held For Sale</u>				
Advances to Polymax (special purpose entity)	—	(₱373,251,811)	₱415,410,450	₱415,410,450
<u>Due from Related Parties</u>				
<i>Operating subsidiary</i>				
MCLSI	(₱250,000)	(₱ 250,000)	₱ —	₱ 250,000
<i>Entity under common control</i>				
The Wellex Group, Inc.	(82,581)	—	5,333,593	5,416,174
Others		(243,190)	50,297	50,297
	<u>(₱332,581)</u>	<u>(₱ 493,190)</u>	<u>₱ 5,383,890</u>	<u>₱ 5,716,471</u>
<u>Due to Related Parties</u>				
<i>Under Common Control</i>				
Waterfront Philippines, Inc.(WPI)	₱ —	(₱365,933,148)	₱ —	₱ —
Acesite (Phils.) Hotel Corporation	—	(612,531)	5,627,202	5,627,202
Wellex Mining Corp.	—	225,000	225,000	225,000
Gulf Agency Company Holdings (BV)	1,601,382	(782,481)	24,875,344	23,273,962
The Wellex Group, Inc.	7,261,349	4,684,695	34,437,525	27,176,176
Others	—	4,277,971	(4,883,463)	(4,883,463)
	<u>₱ 8,862,731</u>	<u>(₱360,427,344)</u>	<u>₱60,281,607</u>	<u>₱56,302,340</u>
<u>Accrued Finance Charges</u>				
WPI	₱ —	(₱ 14,209,630)	₱ —	₱ —

(2) Transactions with promoters

Metro Alliance and its subsidiaries have no transaction with promoters.

Part IV – CORPORATE GOVERNANCE

Please refer to separate “Annual Corporate Governance Report (ACGR)” submitted to Securities and Exchange Commission (SEC)

PART V – EXHIBITS AND SCHEDULES

Item 14. Exhibits and Reports on SEC Form 17-C

(a) Exhibits

Financial Statements

- Statement of Management's Responsibility for Financial Statements
- Report of Independent Public Accountant
- Balance Sheets as of December 31, 2016 and 2015
- Statements of Income for each of the three years ended December 31, 2016, 2015, and 2014
- Statements of Changes in Equity for each of the three years ended December 31, 2016, 2015 and 2015
- Statements of Cash Flows for each the three years ended December 31, 2016, 2015 and 2014
- Notes to Financial Statements

Supplementary Schedules

Report of Independent Public Accountants on Supplementary Schedules:

- Financial Soundness
- Map of Conglomerate or Group of Companies Within Which the Company Belongs (Not Applicable)
- Standards and Interpretations Effective For Annual Periods Beginning January 1, 2016
- Financial Assets
- Amounts Receivable from Directors, Officers, Employees, Related Parties and Principal Stockholders (Other than Related Parties)
- Amounts Receivable From Related Parties Which Are Eliminated During the Consolidation of Financial Statements
- Indebtedness of Unconsolidated Subsidiaries and Affiliates
- Intangible Assets - Other Assets
- Long-term Debt
- Indebtedness to Affiliates and Related Parties (Long-Term Loans from Related Companies)
- Guarantees of Securities of Other Issuers
- Capital Stock

(b) Reports on SEC Form 17- C filed during the year of 2016:

Report Date: January 15, 2016

The Corporation submitted its Foreign Ownership Report and Number of Stockholders as disclosed also in the Philippine Stock Exchange for the period ended December 31, 2016.

Report Date: January 15, 2016

The Corporation submitted its List of Top 100 Stockholders and Public Ownership Report as disclosed also in the Philippine Stock Exchange for the period ended December 31, 2016.

Report Date: January 29, 2016

The Corporation submitted an update on its Annual Corporate Governance Report on the attendance of directors on board meetings for 2016.

Report Date: April 14, 2016

The Corporation submitted its Foreign Ownership Report and Number of Stockholders as disclosed also in the Philippine Stock Exchange for the period ended March 31, 2016.

Report Date: April 14, 2016

The Corporation submitted its List of Top 100 Stockholders and Public Ownership Report as disclosed also in the Philippine Stock Exchange for the period ended March 31, 2016.

Report Date: May 3, 2016

Postponement of 2016 Annual Stockholders' Meeting (ASM) from any day of May which is not a Sunday or legal holiday to a later month and date which is to be announced by the Company on its website and corresponding disclosure to PSE and SEC.

The postponement of the annual stockholders' meeting is due to lack of material time to prepare and finish all the necessary materials, such as but not limited to Definitive Statement, which should be submitted before the Annual Stockholders' Meeting.

Report Date: July 13, 2016

The Corporation submitted its Foreign Ownership Report and Number of Stockholders as disclosed also in the Philippine Stock Exchange for the period ended June 30, 2016.

Report Date: July 14, 2016

The Corporation submitted its List of Top 100 Stockholders and Public Ownership Report as disclosed also in the Philippine Stock Exchange for the period ended June 30, 2016.

Report Date: August 18, 2016

The Corporation reported the resignation of its independent director, Atty. Miguel B. Varela, last August 17, 2016 due to health reasons. He subsequently died last August 24, 2016.

Report Date: October 03, 2016

The Corporation submitted its Notice of Annual Stockholders' Meeting on November 22, 2016 to stockholders of record as of October 27, 2016 as approved by the Board of Directors on its meeting on September 30, 2016 with the following agenda:

1. Call to order
2. Report on Attendance and quorum
3. Approval of minutes of previous annual stockholders' meeting
4. Report to stockholders for the year 2015
5. Ratification of the acts of Board and Management
6. Election of Board of Directors for the Ensuing Term
7. Appointment of External Auditors
8. Other business as may properly come before the meeting
9. Other matters

Report Date: October 14, 2016

The Corporation submitted copies of certificates of directors and key officers on the attended Good Corporate Governance Seminar held last October 6, 2016 at Manila Pavillion, Ermita, Manila conducted by SEC accredited training institution, Risk, Opportunities, Assessment and Management (ROAM), Inc.

Report Date: October 17, 2016

The Corporation submitted its Foreign Ownership Report and Number of Stockholders as disclosed also in the Philippine Stock Exchange for the period ended September 30, 2016.

Report Date: October 18, 2016

The Corporation submitted its List of Top 100 Stockholders and Public Ownership Report as disclosed also in the Philippine Stock Exchange for the period ended September 30, 2016.

Report Date: November 23, 2016

The Corporation reports the result of the Annual Stockholders' Meeting and the Organizational Meeting of the Board of Directors held on November 22, 2016 at One Café, 6th Flr. One Corporate Center, Doña Julia Vargas cor. Meralco Aves., Ortigas Center, Pasig City agenda of which are:

1. Approval of the Minutes of the Annual Meeting of Stockholders held on August 28, 2015.
2. Approval of 2015 Audited Financial Statements
3. Approval and ratification of the actions and proceedings taken by the Board of Directors and Corporate Officers since December 20, 2014.
4. Election of Members of the Board of Directors for ensuing year 2016-2017
5. Appointment of External Auditors
6. Election among directors composition of the Corporation's Committee

Report Date: January 10, 2017

The Corporation submitted its Foreign Ownership Report and Number of Stockholders as disclosed also in the Philippine Stock Exchange for the period ended December 31, 2016.

Report Date: January 16, 2017

The Corporation submitted its List of Top 100 Stockholders and Public Ownership Report as disclosed also in the Philippine Stock Exchange for the period ended December 31, 2016.

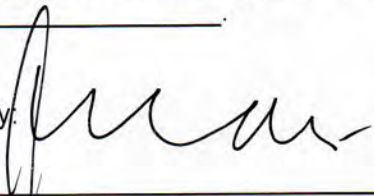
Report Date: January 23, 2017

The Corporation submitted an advised letter on the attendance of Board of Directors on BOD meetings for the year 2016.


SIGNATURES

After reasonable inquiry and to the best of my knowledge and belief, we certify that the information set forth in this report is true, complete and correct. This report is signed in Pasig City on _____.


Pursuant to the requirements of Section 17 of the Securities Regulation Code and Section 141, of the Corporation Code of the Philippines, the registrant has duly caused this report to be signed on behalf by the undersigned, thereunto duly authorized, in the City of Pasig on _____.

By: 

RENATO B. MAGADIA
Chairman of the Board and President
(Principal Executive and Operating Officer)



NESTOR S. ROMULO
Corporate Secretary



JAMES B. PALIT-ANG
Corporate Treasurer

SUBSCRIBED AND SWORN to before me this MAY 17 2018 day of 17 2018, affiants exhibiting to me their Tax Identification No. issued by the Bureau of Internal Revenue, as follows:

AFFIANTS

Renato B. Magadia
Nestor S. Romulo
James B. Palit-Ang

TAX IDENTIFICATION NOS.

100-942-390
107-200-723
151-671-333

NOTARY PUBLIC



JOVAN S. ABOGA-A
Notary Public for and in the City of Pasig
Appointment No. 72 (2017-2018)
Commission expires on Dec. 31, 2018
301 One Corporate Center, Julia Vargas Ave.
corner Meralco Ave., Ortigas Center, Pasig City
Roll No. 80993
PTR No. 3846545, Jan. 3, 2018, Pasig City
IBP No. 014110, Lifetime; E. Samar Chapter
MCLE No. VI-0002941 (until April 14, 2022)

Doc. No. 240
Page No. 49
Book No. 5
Series of 7018



METRO ALLIANCE
HOLDINGS & EQUITIES CORP.

**STATEMENT OF MANAGEMENT'S RESPONSIBILITY
FOR FINANCIAL STATEMENTS**

The management of **METRO ALLIANCE HOLDINGS & EQUITIES CORP.** is responsible for the preparation and fair presentation of the consolidated financial statements for the years ended **December 31, 2016 and 2015**, including the additional components attached therein, in accordance with the financial reporting framework indicated therein. This responsibility includes designing and implementing internal controls relevant to the preparation and fair presentation of financial statements that are free from material misstatement, whether due to fraud or error, selecting and applying appropriate accounting policies, and making accounting estimates that are reasonable in the circumstances.

The Board of Directors reviews and approves the financial statements and submits the same to the stockholders.

Valdes Abad & Associates, the independent auditors, appointed by the stockholders has examined the financial statements of the Company in accordance with Philippine Standards on Auditing, and in its report to the members or, has expressed its opinion on the fairness of presentation upon completion of such examination.

RENATO B. MAGADIA
Chairman of the Board

RENATO B. MAGADIA
President

JAMES B. PALITANG
Corporate Treasurer

COVER SHEET

for
AUDITED FINANCIAL STATEMENTS

SEC Registration Number

0	0	0	0	0	0	0	0	0	2	9	6
---	---	---	---	---	---	---	---	---	---	---	---

COMPANY NAME

M	E	T	R	O		A	L	L	I	A	N	C	E		H	O	L	D	I	N	G	S		A	N	D			
E	Q	U	I	T	I	E	S		C	O	R	P	O	R	A	T	I	O	N		A	N	D						
S	U	B	S	I	D	I	A	R	I	E	S																		

PRINCIPAL OFFICE (No./Street/Barangay/City/Town)Province)

3	5	T	H		F	L	R.		O	N	E		C	O	R	P	O	R	A	T	E		C	E	N	T	E	R	
D	O	N	A		J	U	L	I	A		V	A	R	G	A	S		C	O	R.		M	E	R	A	L	C	O	
A	V	E	S.		O	R	T	I	G	A	S		C	E	N	T	E	R		P	A	S	I	G		C	I	T	Y

Form Type

Department requiring the report

Secondary License Type, If Applicable

A	C	F	S	-	1	6
---	---	---	---	---	---	---

C	R	M	D
---	---	---	---

N	A
---	---

COMPANY INFORMATION

Company's Email Address

Mobile Number

lita.e@metroalliance.com
--

706-7888

No. of Stockholders

Annual Meeting
Month/Day

Fiscal Year
Month/Day

818

Any day in May

December 31

CONTACT PERSON INFORMATION

The designated contact person ***MUST*** be an Officer of the Corporation

Name of Contact Person

Email Address

Telephone Number/s

Mobile Number

ATTY. NESTOR ROMULO

nestor_romulo@yahoo.com
--

(632) 706-7888

35TH FLR. ONE CORPORATE CENTER, DONA JULIA VARGAS COR. MERALCO AVES., ORTIGAS CENTER, PASIG CITY

Note 1: In case of death, resignation or cessation of office of the officer designated as contact person, such incident shall be reported to the Commission within thirty (30) calendar days from the occurrence thereof with information and complete contact details of the new contact person designated.

2: All boxes must be properly and completely filled-up. Failure to do so shall cause delay in updating the Corporation's records with the Commission and/or non-receipt of Notice of Deficiencies. Further, non-receipt of Notice of Deficiencies shall not excuse the Corporation from liability for its deficiencies.

**Valdes Abad &
Company**
(Formerly: Valdes Abad & Associates)
certified public accountants

CJV Building 108 Aguirre
Street, Legaspi Village,
Makati City, Philippines

Branches:
Cebu and Davao

Phone: (632) 892-5931 to 35
(632) 519,2105
Fax: (632) 819-1468
E-mail: valdes.abad.associates@gmail.com
BOA/PRC Reg. No. 0314
SEC Accreditation No. 0282-F

gmm
international
PARTNERING FOR SUCCESS

**INDEPENDENT AUDITOR'S REPORT TO ACCOMPANYING FINANCIAL STATEMENTS FOR
FILING WITH THE SECURITIES AND EXCHANGE COMMISSION**

The Stockholders and the Board of Directors
METRO ALLIANCE HOLDINGS & EQUITIES CORPORATION AND SUBSIDIARIES
35th Floor One Corporate Center, Dona Julia Vargas Ave., cor. Meralco Ave.
Ortigas Center, Pasig City

We have examined the financial statements of **METRO ALLIANCE HOLDINGS AND EQUITIES CORPORATION AND SUBSIDIARIES** for the year ended December 31, 2016, on which we have rendered the attached report dated April 18, 2017.

In compliance with SRC Rule 68, we are stating that the Company has seven hundred eighty-one (781) stockholders owning one hundred (100) or more shares each as of December 31, 2016.

VALDES ABAD & COMPANY, CPAs

BOA/PRC Reg. No. 0314

Issued on November 2, 2015, Valid until December 31, 2018

SEC Accreditation No. 0282-F, Group A

Issued on September 19, 2013, Valid until April 30, 2017

BIR Accreditation No. 08-002126-0-2014

Issued on October 29, 2014, Valid until October 29, 2017

For the firm:


FELICIDAD A. ABAD

Partner

CPA Registration No. 25184

Issued on July 15, 2015, Valid until April 5, 2018

TIN No. 123-048-248-000

PTR No. 5912774, Issued Date: January 5, 2017, Makati City

BOA/PRC Reg. No. 0314

Issued on November 2, 2015, Valid until December 31, 2018

SEC Accreditation No. 1356-A

Issued on September 19, 2013, Valid until April 30, 2017

BIR Accreditation No. 08-002126-1-2014

Issued on October 29, 2014, Valid until October 29, 2017

Makati City, Philippines
April 18, 2017

**REPORT OF INDEPENDENT PUBLIC AUDITORS
TO ACCOMPANY SEC SCHEDULES FILED SEPARATELY FROM THE
BASIC FINANCIAL STATEMENTS**

The Board of Directors

METRO ALLIANCE HOLDINGS & EQUITIES CORPORATION AND SUBSIDIARIES

35th Floor, One Corporate Center, Dona Julia Vargas Ave., Meralco Ave.
Ortigas Center, Pasig City

We have examined the financial statements of **METRO ALLIANCE HOLDINGS & EQUITIES CORPORATION AND SUBSIDIARIES** as of December 31, 2016 on which we have rendered the attached report dated April 18, 2017. Our audit was conducted for the purpose of forming an opinion on the basic financial statements taken as a whole. The applicable supplementary schedules of the Company as of December 31, 2016 and for the year ended, required by the Securities and Exchange Commission, are presented for purposes of additional analysis and are not a required part of the basic financial statements. The information in such supplementary schedules has been subjected to the auditing procedures applied in the audit of the basic financial statements and, in our opinion, is fairly stated in all material respects in relation to the basic financial statements taken as a whole.

VALDES ABAD & COMPANY, CPAs

BOA/PRC Reg. No. 0314

Issued on November 2, 2015, Valid until December 31, 2018

SEC Accreditation No. 0282-F, Group A

Issued on September 19, 2013, Valid until April 30, 2017

BIR Accreditation No. 08-002126-0-2014

Issued on October 29, 2014, Valid until October 29, 2017

For the firm:


FELICIDAD A. ABAD

Partner

CPA Registration No. 25184

Issued on July 15, 2015, Valid until April 5, 2018

TIN No. 123-048-248-000

PTR No. 5912774, Issued Date: January 5, 2017, Makati City

BOA/PRC Reg. No. 0314

Issued on November 2, 2015, Valid until December 31, 2018

SEC Accreditation No. 1356-A

Issued on September 19, 2013, Valid until April 30, 2017

BIR Accreditation No. 08-002126-1-2014

Issued on October 29, 2014, Valid until October 29, 2017

Makati City, Philippines
April 18, 2017

INDEPENDENT AUDITOR'S REPORT

The Stockholders and the Board of Directors

METRO ALLIANCE HOLDINGS & EQUITIES CORPORATION AND SUBSIDIARIES

35th Floor, One Corporate Center, Dona Julia Vargas Ave., cor. Meralco Ave.
Ortigas Center, Pasig City

Opinion

We have audited the financial statements of **METRO ALLIANCE HOLDINGS & EQUITIES CORPORATION AND SUBSIDIARIES** which comprise the statements of financial position as of December 31, 2016 and 2015, and the related statements of comprehensive income, statements of changes in equity, and statements of cash flows for the years then ended, and notes to the financial statements, including as summary of significant accounting policies.

In our opinion, the accompanying financial statements present fairly, in all material respects, the financial position of **METRO ALLIANCE HOLDINGS & EQUITIES CORPORATION AND SUBSIDIARIES** as of December 31, 2016 and 2015 and of its financial performances and its cash flows for the years then ended in accordance with Philippine Financial Reporting Standards.

Basis for Opinion

We conducted our audit in accordance with Philippine Standards on Auditing (PSAs). Our responsibilities under those standards are further described in the Auditor's Responsibilities for the Audit of the Financial Statements section of our report. We are independent of the Company in accordance with the ethical requirements that are relevant to our audit of the financial statements in the Philippines, the Code of Ethics for Professional Accountants in the Philippines, and we have fulfilled our other ethical responsibilities in accordance with these requirements. We believe that the audit evidence we have obtained is sufficient and appropriate to provide a basis for our opinion.

Material Uncertainty Related to Going Concern

Without qualifying our opinion, we draw attention to Notes 2 and 8 to the Parent Company financial statements, which indicate that the Parent Company has advances to Polymax Worldwide Limited (Polymax) of ₱415.5 million as of December 31, 2016 and 2015, and on the other hand, Polymax has past due liabilities of ₱994.7 million as of December 31, 2016 and 2015, for which the Parent is jointly and severally liable. These factors may cast significant doubt about the Parent Company's ability to continue as going concern. The realization of the Parent Company's advances to Polymax and the settlement of Polymax's past due liabilities, for which the Parent Company is jointly and severally liable, are dependent on whether sufficient cash flows can be generated from the sale of Polymax's 20% interest in NPC Alliance Corporation and from the letter of comfort issued by the Parent Company's major stockholders in favor of the Parent Company. The Parent Company financial statements have been prepared assuming that the Parent Company will continue as a going concern and do not include any adjustments that might result from the outcome of these uncertainties. Management's plan is to infuse additional capital to address these going concern uncertainties.

Key Audit Matters

Key audit matters are those matters that, in our professional judgment, were of most significance in our audit of the financial statements of the current period. These matters were addressed in the context of our audit of the financial statements as a whole, and in forming our opinion thereon, and we do not provide a separate opinion on these matters.

Except for the matter described in the **Material Uncertainty Related to Going Concern** section, we have determined that there are no key audit matters to communicate in our report.

Responsibilities of Management and Those Charged with Governance for the Financial Statements

Management is responsible for the preparation and fair presentation of these financial statements in accordance with Philippine Financial Reporting Standards, and for such internal control as management determines is necessary to enable the preparation of financial statements that are free from material misstatement, whether due to fraud or error.

In preparing the financial statements, management is responsible for assessing the Company's ability to continue as a going concern, disclosing, as applicable, matters related to going concern and using the going concern basis of accounting unless management either intends to liquidate the Company or to cease operations, or has no realistic alternative but to do so.

Those charged with governance are responsible for overseeing the Company's financial reporting process.

Auditor's Responsibilities for the Audit of the Financial Statements

Our objectives are to obtain reasonable assurance about whether the financial statements as a whole are free from material misstatement, whether due to fraud or error, and to issue an auditor's report that includes our opinion. Reasonable assurance is a high level of assurance, but is not a guarantee that an audit conducted in accordance with PSAs will always detect a material misstatement when it exists. Misstatements can arise from fraud or error and are considered material if, individually or in the aggregate, they could reasonably be expected to influence the economic decisions of users taken on the basis of these financial statements

As part of an audit in accordance with PSAs, we exercise professional judgment and maintain professional skepticism throughout the audit. We also:

- (i) Identify and assess the risks of material misstatement of the financial statements, whether due to fraud or error; to design and perform audit procedures responsive to those risks; and to obtain audit evidence that is sufficient and appropriate to provide a basis for the auditor's opinion. The risk of not detecting a material misstatement resulting from fraud is higher than for one resulting from error, as fraud may involve collusion, forgery, intentional omissions, misrepresentations, or the override of internal control.
- (ii) Obtain an understanding of internal control relevant to the audit in order to design audit procedures that are appropriate in the circumstances, but not for the purpose of expressing an opinion on the effectiveness of the entity's internal control. In circumstances when the auditor also has a responsibility to express an opinion on the effectiveness of internal control in conjunction with the audit of the financial statements, the auditor shall omit the phrase that the auditor's consideration of internal control is not for the purpose of expressing an opinion on the effectiveness of the entity's internal control.
- (iii) Evaluate the appropriateness of accounting policies used and the reasonableness of accounting estimates and related disclosures made by management.
- (iv) Conclude on the appropriateness of management's use of the going concern basis of accounting and, based on the audit evidence obtained, whether a material uncertainty exists related to events or conditions that may cast significant doubt on the entity's ability to continue as a going concern. If the auditor concludes that a material uncertainty exists, the auditor is required to draw attention in the auditor's report to the related disclosures in the financial statements or, if such disclosures are inadequate, to modify the opinion. The auditor's conclusions are based on the audit evidence obtained up to the date of the auditor's report. However, future events or conditions may cause an entity to cease to continue as a going concern
- (v) Evaluate the overall presentation, structure and content of the financial statements, including the disclosures, and whether the financial statements represent the underlying transactions and events in a manner that achieves fair presentation.

We communicate with those charged with governance regarding, among other matters, the planned scope and timing of the audit and significant audit findings, including any significant deficiencies in internal control that we identify during our audit.

We also provide those charged with governance with a statement that we have complied with relevant ethical requirements regarding independence, and to communicate with them all relationships and other matters that may be reasonably be thought to bear on our independence, and where applicable, related safeguards.

From the matters communicated with those charged with governance, we determine those matters that were of most significance in the audit of the financial statements of the current period and are therefore the key audit matters. We describe these matters in our auditor's report unless law or regulation precludes public disclosure about the matter or when, in extremely rare circumstance, we determine that a matter should not be communicated in our report because the adverse consequences of doing so would reasonably be expected to outweigh the public interest benefits of such communication.

VALDES ABAD & COMPANY, CPAs

BOA/PRC Reg. No. 0314

Issued on November 2, 2015, Valid until December 31, 2018


SEC Accreditation No. 0282-F, Group A

Issued on September 19, 2013, Valid until April 30, 2017

BIR Accreditation No. 08-002126-0-2014

Issued on October 29, 2014, Valid until October 29, 2017

For the firm:


FELICIDAD A. ABAD

Partner

CPA Registration No. 25184

Issued on July 15, 2015, Valid until April 5, 2018

TIN No. 123-048-248-000

PTR No. 5330740, Issued Date: January 5, 2017, Makati City

BOA/PRC Reg. No. 0314

Issued on November 2, 2015, Valid until December 31, 2018

SEC Accreditation No. 1356-A

Issued on September 19, 2013, Valid until April 30, 2017

BIR Accreditation No. 08-002126-1-2014

Issued on October 29, 2014, Valid until October 29, 2017

Makati City, Philippines

April 18, 2017

METRO ALLIANCE HOLDINGS AND EQUITIES CORPORATION

CONSOLIDATED STATEMENTS OF FINANCIAL POSITION

(In Philippine Peso)

ASSETS	Notes	December 31,	
		2016	2015
CURRENT ASSETS			
Cash	9	23,330,123	15,719,137
Receivables, net	10	109,617,914	92,949,511
Other current assets, net	11	24,009,434	24,063,976
Total Current Assets		156,957,471	132,732,624
NON-CURRENT ASSETS			
Asset held for sale	2,12	415,410,450	415,410,450
Available for sale investment	13	4,829,385	4,973,085
Property and equipment, net	14	2,636,085	3,752,847
Deferred tax asset	18	5,941,769	4,080,211
Other non-current assets, net	15	7,371,173	2,475,256
Total Non-Current Assets		436,188,862	430,691,849
TOTAL ASSETS		593,146,333	563,424,473
LIABILITIES AND EQUITY			
CURRENT LIABILITIES			
Accounts payable and accrued expenses	16	454,086,363	433,314,590
Due to related parties	17	35,716,601	33,028,378
Total Current Liabilities		489,802,964	466,342,968
NON CURRENT LIABILITIES			
Accrued retirement benefit costs	26	6,169,794	8,946,065
Deferred tax liability	18	1,432	-
Total Non-Current Liabilities		6,171,226	8,946,065
EQUITY			
Equity Attributable to Equity Holders of Parent Company			
Capital stock	19	306,122,449	306,122,449
Additional paid-in capital	19	3,571,923	3,571,923
Cumulative deficit	20	(234,043,783)	(235,129,970)
Remeasurement gain on retirement plan	26	3,057,535	1,220,777
Available-for-sale reserve	13	1,058,422	1,202,122
Total Equity		79,766,546	76,987,301
Non-controlling interest		17,405,597	11,148,139
Total Equity		97,172,143	88,135,440

METRO ALLIANCE HOLDINGS AND EQUITIES CORPORATION

COSOLIDATED STATEMENTS OF COMPREHENSIVE INCOME

(In Philippine Peso)

For the Years Ended December 31,	Notes	2016	2015	2014
SALE OF SERVICES	21	180,131,350	143,344,326	127,689,577
COST OF SERVICES	22	141,008,975	120,194,820	102,105,535
GROSS PROFIT		39,122,375	23,149,506	25,584,041
OTHER INCOME	23	230,842	16,366,780	444,129
EXPENSES	24	(29,493,422)	(26,030,091)	(26,024,027)
FINANCE COST, NET	25	-	(7,132,891)	(7,207,800)
INCOME (LOSS) BEFORE INCOME TAX		9,859,795	6,353,304	(7,203,656)
PROVISION FOR (BENEFIT FROM) INCOME TAX	18			
Current		(7,481,150)	(3,003,941)	(2,962,218)
Deferred		3,403,620	(1,355,754)	163,664
NET INCOME (LOSS)		5,782,265	1,993,609	(10,002,211)
OTHER COMPREHENSIVE INCOME (LOSS)				
Unrealized gain(loss) on available-for-sale investments	13	(143,700)	(1,585,683)	425,755
Remeasurement gain (loss) on retirement plan, net of deferred income tax	26	3,601,487	(2,208,287)	-
TOTAL COMPREHENSIVE INCOME (LOSS)		9,240,052	(1,800,361)	(9,576,456)
Net income (loss) attributable to:				
Equity holders of the Parent Company		1,289,535	(768,311)	(13,204,392)
Non-controlling interest		4,492,730	2,761,920	3,202,181
		5,782,265	1,993,609	(10,002,211)
Other comprehensive income (loss) attributable to:				
Equity holders of the Parent Company		1,693,059	(2,711,909)	-
Non-controlling interest		1,764,728	(1,082,061)	425,755
		3,457,787	(3,793,970)	425,755
Basic income (loss) per share				
Income (Loss) for the year attributable to equity holders of the Parent Company	31	0.004	(0.003)	(0.04)

See Notes to Consolidated Financial Statements

METRO ALLIANCE HOLDINGS AND EQUITIES CORPORATION

CONSOLIDATED STATEMENT OF CHANGES IN EQUITY

(In Philippine Peso)

	Attributable to Equity Holders of the Parent Company					Subtotal	Minority Interests	Total Equity
	Capital Stock (Note 19)	Additional Paid- in Capital (Note 19)	Cumulative Deficit (Note 20)	Remeasurement Gain (Loss) on Retirement Plan (Note 26)	AFS Reserve (Note 13)			
BALANCES AS OF DECEMBER 31, 2013	306,122,449	3,571,923	(220,699,718)	2,347,003	2,362,050	93,703,707	6,266,099	99,969,806
Net income (loss)	-	-	(13,204,392)	-	-	(13,204,392)	3,202,181	(10,002,211)
Other comprehensive income	-	-	-	-	425,755	425,755	-	425,755
Other adjustments to retained earnings (Note 20)	-	-	(2,569,558)	-	-	(2,569,558)	-	(2,569,558)
BALANCES AS OF DECEMBER 31, 2014	306,122,449	3,571,923	(236,473,668)	2,347,003	2,787,805	78,355,512	9,468,280	87,823,792
Adjustment to opening balance of retained earnings (Note 30)	-	-	2,112,009	-	-	2,112,009	-	2,112,009
Net income (loss)	-	-	(768,311)	-	-	(768,311)	2,761,920	1,993,609
Other comprehensive loss	-	-	-	(1,126,226)	(1,585,683)	(2,711,909)	(1,082,061)	(3,793,970)
BALANCES AS OF DECEMBER 31, 2015	306,122,449	3,571,923	(235,129,970)	1,220,777	1,202,122	76,987,301	11,148,139	88,135,440
Adjustment to opening balance of retained earnings (Note 30)	-	-	(203,348)	-	-	(203,348)	-	(203,348)
Net income	-	-	1,289,535	-	-	1,289,535	4,492,730	5,782,265
Other comprehensive income (loss)	-	-	-	1,836,758	(143,700)	1,693,058	1,764,728	3,457,786
BALANCES AS OF DECEMBER 31, 2016	306,122,449	3,571,923	(234,043,783)	3,057,535	1,058,422	79,766,546	17,405,597	97,172,143

See Notes to Consolidated Financial Statements

METRO ALLIANCE HOLDINGS AND EQUITIES CORPORATION

CONSOLIDATED STATEMENTS OF CASH FLOWS

(In Philippine Peso)

For the Years Ended December 31,	Notes	2016	2015	2014
CASH FLOWS FROM OPERATING ACTIVITIES				
Income (loss) before income tax		9,859,795	6,353,304	(7,203,656)
Adjustments for:				
Prior period adjustment	30	(203,348)	2,112,009	-
Write-off of receivables	10	(325,982)	(7,508,625)	-
Reversal of provision for probable losses	11	-	1,873,136	-
Impairment loss	10,11	546,124	208,204	-
Provision for probable losses	10,11	3,714,664	4,998,463	443,358
Amortization of intangible assets	15	381,714	319,444	150,000
Depreciation	14	1,841,754	2,905,060	1,192,994
Provision for retirement benefit costs	26	2,368,710	1,506,001	-
Interest expense	25	-	7,132,891	7,207,800
Interest income	23	(61,280)	(61,712)	(34,799)
Dividends income	23	(15,714)	(500)	(500)
Deferred tax assets	18	(1,860,126)	693,267	(163,664)
Change in minority interest		(6,257,458)	(1,679,859)	(3,202,181)
Other non-cash adjustments		-	-	(2,569,558)
		9,988,853	18,851,083	(4,180,206)
Operating income (loss) before working capital changes				
Changes in assets and liabilities:				
Receivables, net		(20,057,085)	(10,135,810)	(4,417,124)
Other current assets, net		54,542	(9,274,960)	277,645
Other non-current assets, net		(5,540,330)	(2,044,700)	(750,000)
Accounts payable and accrued expenses		21,124,779	(5,996,227)	15,200,921
Benefits paid		-	(339,712)	-
Income tax paid		-	(1,030,529)	-
		5,570,759	(9,970,855)	6,131,236
Net Cash from Operating Activities				
CASH FLOWS FROM INVESTING ACTIVITIES				
Interest received	23	61,280	61,712	34,799
Collection from asset held for sale	12	-	373,251,811	171,627,717
Acquisition of property and equipment	13	(724,990)	(1,605,592)	(4,375,620)
		(663,710)	371,707,931	167,286,896
Net Cash from Investing Activities				
CASH FLOWS FROM FINANCING ACTIVITIES				
Dividends received	23	15,714	500	500
Interest paid	25	-	(7,132,891)	(7,207,800)
Changes in due to related parties	22	2,688,223	(361,030,492)	(158,334,902)
		2,703,937	(368,162,883)	(165,721,617)
Net Cash from Financing Activities				
NET INCREASE (DECREASE) IN CASH		7,610,986	(6,425,807)	7,696,515
CASH, Beginning	9	15,719,137	22,144,944	14,448,429
CASH, End	9	23,330,123	15,719,137	22,144,944

See Notes to Consolidated Financial Statements

METRO ALLIANCE HOLDINGS & EQUITIES CORPORATION AND SUBSIDIARIES

CONSOLIDATED NOTES TO FINANCIAL STATEMENTS

December 31, 2016, 2015 and 2014

NOTE 1 – CORPORATE INFORMATION

METRO ALLIANCE HOLDINGS & EQUITIES CORP. (MAHEC or the Parent Company) is incorporated in the Philippines. The Parent Company and its subsidiaries (collectively referred to as “the Group”) are involved in contract logistics. Certain subsidiaries previously engaged in the importation and distribution of polypropylene resin and pharmacy management had ceased operations.

The new registered office address of the Parent Company is 35th Floor One Corporate Center, Dona Julia Vargas Ave. cor. Meralco Ave., Ortigas Center, Pasig City.

In 2015, the SEC approved the amendment made to Article III of the Company’s Articles of Incorporation in regard to the change of Company’s official business address from 22nd Floor Citibank Tower, 8741 Paseo de Roxas, Makati City to 35th Floor One Corporate Center, Dona Julia Vargas Ave. cor. Meralco Ave., Ortigas Center, Pasig City.

The accompanying consolidated financial statements as of December 31, 2016 were approved and authorized for issue by the Board of Directors (BOD) on April 17, 2017.

NOTE 2– STATUS OF OPERATIONS

2.1 Going Concern

The accompanying consolidated financial statements have been prepared assuming that the Parent Company will continue as a going concern. As of December 31, 2016 and 2015, the Parent Company has significant advances to Polymax Worldwide Limited (Polymax), a special purpose entity incorporated in British Virgin Islands, amounting to ₱415.4 million for both years, relating to the acquisition of the petrochemical plant of Bataan Polyethylene Corporation (BPC) involving a series of acquisition transactions described in the next section below. On the other hand, Polymax (jointly and severally with the Parent Company) has past due liabilities, including interest and penalties, amounting to ₱994.7 million as of December 31, 2016 and 2015, respectively, which were obtained to partially finance the acquisition of the petrochemical plant, resulting from the transfer of past due loans as discussed in the next paragraph.

In 2007, the Parent Company unilaterally transferred to Polymax two significant past due liabilities totaling ₱866.7 million as of December 31, 2006 that were obtained (jointly and severally with Polymax) to partially finance the acquisition of the petrochemical plant, and applied these against the Parent Company’s advances to Polymax, in order to reflect the economic substance of the acquisition and related loan transactions as discussed in Note 12.

As explained in Note 12, the remaining 20% of Polymax’s interest in the petrochemical plant is for sale. The realization of the Parent Company’s advances to Polymax (an unconsolidated special purpose entity starting in 2007) and the settlement of the past due liabilities carried in the books of Polymax, for which the Parent Company is jointly and severally liable, depend on whether sufficient cash flows can be generated from the sale of Polymax’s remaining 20% interest in NPC Alliance Corporation (NPCA) and from the letter of comfort issued by the Parent Company’s major stockholders in favor of the Parent Company.

The consolidated financial statements do not include any adjustments that might result from the outcome of these uncertainties. As explained in Note 19b, management’s plan is to infuse additional capital to address the going concern uncertainty.

2.2 Management Plan to Address Going Concern Uncertainties

The Group, having resolved its disputes with the Iranian parties involved in the Bataan polyethylene project, will explore new business opportunities for the next twelve months. The Group will reorganize its operations; evaluate its remaining assets; review all pending legal cases; and settle and resolve its outstanding issues with other regulatory government bodies, including the Philippine Stock Exchange. The Group will assure the public that it will look at traditionally stable industries or sunrise sectors in order to maintain strong and healthy cash flows, and at the same time, aspire for maximized potential earnings.

The Group still holds 20% interest in NPC Alliance Corporation as of December 31, 2016. The Board will discuss how best to proceed on this remaining investment. Recently, the management evaluated an investment proposal from a foreign investor for the plan of reacquiring the majority control of the petrochemical plant via an interim accommodation from a foreign bank. The discussions of this proposal, however, are currently on hold, pending the outcome of the lifting of the trading suspension of MAHEC shares at PSE.

The Board has outlined possible target business projects including investment in mining industry, provided that the target project will pass the screenings currently being conducted by the DENR.

MAHEC's remaining operating subsidiary, Metro Combined Logistics Solutions, Inc. (MCLSI), is steadily growing with additional business from its existing principals. The Group is also exploring business opportunities in the transport field, including computer app solutions, warehousing and cold storage; in medical distribution and pharmaceutical business logistics, operation of hospice care and management of medical clinics, importation of medical equipment; and also in document storage, car parking, sea travel, river ferry and airport/seaport terminal management.

Projected Plan for next 12 months:

Investment and sources of capital

The company has remained steadfast to regain its status as a going concern. In line with this, several actions were taken to conserve the company's resources and build confidence for its business direction:

- a) Commitment by the majority shareholders of the company to guaranty the recoverable value of the remaining "assets for sale" in its books in order that the company's equity be preserved;
- b) Accepting the settlement of disputed issues between the shareholders of NPC Alliance Corporation and recognizing the resulting loss adjustments to reflect the realizable value of the investments of the Company related to the petrochemical project;
- c) Clearing of its remaining bank obligations to free the company from debts;
- d) Continuous filings with relevant government agencies;
- e) Maintaining a lean organization to sustain its operation during the said period;

Furthermore, the majority shareholders, which are 75% of the traded shares, have signified their intention to conduct a tender offer in the vicinity of Php 0.50 per share, within thirty (30) days after the lifting of Company's trading suspension, in order to gain back investor confidence in the Company.

Recapitalization of the Company to meet the Projected Investments in New Venture

The company has a pending application with the SEC to increase its capital stock to Php5 billion to be split – 60% Class A shares and 40% Class B shares at par value Php1.00 to meet its projected investments after the tender offer. Of this amount, Php3 billion worth of shares earmarked to be issued as follows:

1. Acquisition of majority interest in an operating mining company which is actively producing nickel and has a capital base of Php1 billion. This company is presently held by the majority shareholders in joint venture with a Chinese company. As mentioned earlier, the entry into this sector will greatly depend on the results of the screenings currently being conducted by the DENR.
2. A second part of the capital increase amounting to Php2 billion would be underwritten by a Chinese Bank to provide momentarily cash infusion to the company for the reacquisition of 80% NPCA shares which were sold to NPC International, an Iranian interest. This will redown to the company regaining 100% ownership of NPC Alliance Corporation. The planned acquisition will allow the entry of a Chinese

Petrochemical company to buy in the company up to 70% of the company's restructured equity by way of supplying feedstock for the NPCA ethylene plant. NPC Alliance operation has always been hampered by the lack of feedstock brought about by not being able to put a cracker plant from the very beginning. While this new development was under a 4-way discussion with the concerned parties, the talks are on hold pending the lifting of the trading suspension with the PSE.

If everything proceeds as planned, the Company is expected to satisfy its cash requirements to finance its projected plans and investments in the new ventures until the 4th quarter of 2017. Furthermore, if the lifting of the trading suspension is approved by the PSE, the Company will announce the plan for the proposed tender offer on the annual stockholders' meeting.

Realization of Outstanding Receivables from Polymax Worldwide in the Amount of Php415,410,540.00 as of December 31, 2016

Assuming that the 4-way negotiations with the Chinese bank, the Chinese petrochemical firm and the Iranians will bog down, there are other alternatives to address the issue. In order that this outstanding receivable will be fully recovered, a payment via dacion of the remaining 20% NPCA shares held by Polymax in NPC Alliance may be assigned to Metro Alliance, thus, making the company the direct shareholders of NPCA.

The estimated present value of the 20% NPCA shares is placed at \$20 Million.

Manpower Requirements

The Group does not expect significant changes in the number of employees as it is still in the stage of exploring new business opportunities. Manpower will be outsourced if needed.

Capital Asset Acquisition

The Group will make purchases of equipment and machines in the future if needed especially when investment in mining industry will materialize.

2.3 Acquisition Transactions

On December 4, 2003, the Parent Company entered into a Memorandum of Agreement (MOA) with Polymax, whereby the Parent Company confirmed the designation of Polymax as the acquiring company in the proposed acquisition of the senior secured debt papers of BPC from International Finance Corporation (IFC). Under the MOA, the Parent Company and Polymax agreed that (a) the acquisition of the secured debt paper would be for the account and benefit of the Parent Company; (b) the funding for the acquisition would be provided and arranged by the Parent Company; and (c) the exercise of creditor rights arising from the secured debts via foreclosure and takeover of the assets of BPC would be directed by and for the account and benefit of the Parent Company. In addition, the Parent Company would make certain advances to Polymax.

On December 19, 2003, Polymax and IFC entered into an Assignment and Transfer Agreement (the Agreement) for the purchase by the former of the senior secured debt papers of BPC. The Parent Company advanced to Polymax the initial deposit of US\$5 million, which was remitted to IFC for the assignment payment, pursuant to the terms of the Agreement. On February 11, 2004, IFC confirmed that it has received the full payment for the assignment of the senior secured debt papers of BPC.

To partially finance the Parent Company's advances relating to the Petrochemical Project, the Parent Company obtained short-term loans from local banks. With the delay in the completion of the activities and the conditions required for the Petrochemical Project, the Parent Company was unable to pay the bank loans on maturity dates. As of December 31, 2006, the amounts payable to the banks totaled ₱866.7 million, consisting of the outstanding principal balance of ₱378.3 million and finance charges of ₱488.4 million. In 2007, these past due liabilities were unilaterally transferred to and applied against the advances made to Polymax as discussed in Note 12.

Pursuant to the Parent Company's plan of acquiring full control of BPC, instead of exercising creditor rights, the Parent Company, on April 16, 2004, entered into a Share Purchase Agreement (SPA) with BPC, Tybalt Investment Limited (TIL), BP Holdings International B.V. (BPHI) and Petronas Philippines, Inc. (PPI), with TIL as the purchaser of the 83% interest of the foreign shareholders of BPC. As agreed by the parties, the SPA is to take

effect as of March 31, 2004, subject to closing conditions, as defined in the SPA, which the parties have to comply with within a period of 60 days or later if the conditions are not met.

On July 7, 2005, Polymax and BPC executed a Deed of Conveyance, transferring to Polymax under an asset for share swap, the petrochemical plant of BPC in exchange for 85 million common shares of Polymax with par value of US\$1 per share, or a total par value of US\$85 million.

On July 20, 2005, the Parent Company, Polymax and NPC International Limited (NPCI) entered into an SPA which provided that, subject to certain conditions, including the transfer of the petrochemical plant of BPC free from encumbrances, NPCI will acquire 60% of the issued share capital of NPCA from Polymax.

On August 9, 2005, Polymax and NPCA executed a Deed of Conveyance, transferring to NPCA, under an asset for share swap, the same petrochemical plant in exchange for 4.8 million shares of common stock of NPCA with a total par value of ₱4.8 billion, resulting in 100% ownership interest of Polymax in NPCA.

On November 15, 2005, BPC and Polymax executed a Deed of Assignment whereby BPC transferred and conveyed to Polymax all its rights and interest to Polymax's 85 million shares of common stock, with a total value of US\$85 million, in exchange for the discharge of a portion of BPC's secured debt, which was acquired by Polymax from IFC, up to the extent of the value of the shares transferred. Polymax retired the said shares 10 days from the date the Deed of Assignment.

On December 16, 2005, Polymax, NPCI, Petrochemical Industries Investment Company (PIIC) and the Parent Company entered into an amended SPA whereby NPCI and PIIC will purchase 40% and 20% of NPCA's shares of common stock, respectively, from Polymax. In addition to the conditions set forth in the original SPA, the amended SPA also involves advances to be provided by NPCI amounting to US\$15 million representing an advance payment which may be used to fund the bona fide third-party costs of NPCA or BPC for the recommissioning, operation and maintenance of the petrochemical plant or such other third party cost or expenses, taxes or duties as agreed between Polymax and NPCI.

On the same date, the Parent Company, NPCI and PIIC entered into a Guarantee and Indemnity agreement whereby the Parent Company irrevocably and unconditionally guaranteed the prompt performance and observance by Polymax and the payment on demand by Polymax of all moneys, obligations and liabilities, which are now or at any time after the execution of the agreement become due from or owing or incurred by Polymax under or in connection with any of the SPA and the Shareholders' Agreement. The Parent Company also guaranteed that it shall be liable for Polymax's obligations, as if it were a principal debtor, if Polymax's obligations are no longer recoverable from Polymax.

On March 18, 2006, Polymax, NPCI, PIIC and the Parent Company entered into an Agreement of Variation (March 2006 Variation Agreement) to vary and amend the terms of the "Amended and Restated Share Purchase Agreement (ARSPA) and the Shareholders' Agreement" entered on December 16, 2005. Under the March 2006 Variation Agreement, completion of the conditions and conditions subsequent set forth in the ARSPA was extended to April 30, 2006. Moreover, additional conditions that Polymax needs to satisfy prior to completion were agreed upon.

On the same date, Polymax and NPCI executed a Deed of Absolute Sale whereby Polymax sold, transferred and conveyed to NPCI all the rights, title and interest in 19,090,000 NPCA shares of common stock, equivalent to 40% ownership interest, for a consideration of ₱1.91 billion.

On September 11, 2006, Polymax, NPCI, PIIC, the Parent Company and NPCA entered into another Agreement of Variation (September 2006 Variation Agreement) to further vary and amend the terms of the ARSPA and the Shareholders' Agreement (both initially amended and varied by the March 2006 Variation Agreement). Polymax, in accordance with its obligations under the ARSPA, had notified NPCI and PIIC that it is aware that certain conditions will not be fulfilled by April 30, 2006. As a result, the parties agreed to transfer to PIIC the 9,545,000 NPCA shares of common stock prior to completion, while certain conditions will become conditions subsequent to be completed on December 31, 2006.

On September 20, 2006, Polymax and PIIC executed a Deed of Absolute Sale whereby Polymax sold, transferred and conveyed to PIIC all the rights, title and interest in 9,545,000 NPCA shares of common stock, equivalent to 20% ownership interest, for a consideration of ₱954.5 million.

On December 31, 2006, the ARSPA Variation Agreement expired with the conditions subsequent remaining unsettled. Nevertheless, NPCI and PCII took control of the petrochemical plant resulting in a dispute with the Parent Company and Polymax, who considered the sale of Polymax's 40% and 20% interest in the petrochemical plant to NPCI and PCII, respectively, as null and void.

On August 21, 2007, the petrochemical plant started commercial operations under NPCI and PIIC.

Subsequently on August 27, 2013, the Parent Company and Polymax entered into a settlement agreement with NPCI, PIIC and NAC to resolve, fully and finally, the dispute arising from the uncompleted acquisition transactions described above. Under the agreement, NCPI shall, among others, pay Polymax the remaining balance of the purchase price of the 60% NPCA shares net of deductions agreed by the parties. Simultaneous with the execution of the agreement, Polymax shall also sell to NPCI an additional 20% of Polymax's interest in NPCA from the remaining 40% equity holding in NPCA at US\$8 million or its equivalent in Philippine peso. In September 2013 and August 2014, the remaining balance due to Polymax was paid by NCPI and the 20% interest of Polymax in NPCA was sold to NCPI, respectively, in accordance with the agreement.

As a result of the foregoing settlement, the arbitration tribunal issued on October 2, 2014 an order for withdrawal of the arbitration cases (under the United Nations Commission on International Trade Law Rules of Arbitration), which were earlier filed by the parties due to the dispute arising from their various agreements.

NOTE 3 – SUMMARY OF SIGNIFICANT ACCOUNTING POLICIES

Statement of Compliance

The consolidated financial statements have been prepared in accordance with Philippine Financial Reporting Standards (PFRS) approved by the Philippine Financial Reporting Standards Council (PFRSC) and the SEC.

The consolidated financial statements have been prepared on the accrual basis using historical cost basis, except for available-for-sale (AFS) financial assets that are measured at fair value. The consolidated financial statements are presented in Philippine peso, which is the Group's functional and presentation currency. All values are rounded to the nearest million, except when otherwise indicated.

Basis of Consolidation

The consolidated financial statements comprise the financial statements of the Parent Company, Metro Alliance Holdings and Equities Corp., and the following subsidiaries:

	Percentage of Ownership	
	2016	2015
Operating subsidiaries:		
Metro Combined Logistics Solutions, Inc. (MCLSI) (formerly GAC Logistics, Inc.)	51%	51%
Non-operating subsidiaries:		
Consumer Products Distribution Services, Inc. (CPDSI)	100%	100%
FEZ-EAC Holdings, Inc. (FEZ-EAC)	100%	100%
Zuellig Distributors, Inc. (ZDI)	100%	100%
Asia Healthcare, Inc. (AHI)	60%	60%

A subsidiary is an entity in which the Parent Company has control. Subsidiaries are consolidated from the date on which control is transferred to the Parent Company and cease to be consolidated from the date on which control is transferred out of the Parent Company.

Consolidated financial statements are prepared using uniform accounting policies for like transactions and other events in similar circumstances. Intercompany balances and transactions, including intercompany profits and unrealized profits and losses, are eliminated in full.

Non-controlling Interests

Non-controlling interests represent the interests in subsidiaries which are not owned, directly or indirectly through subsidiaries, by the Parent Company. If losses applicable to the non-controlling interest in a consolidated subsidiary exceed the non-controlling interest's equity in the subsidiary, the excess, and any further losses applicable to non-controlling interest, are charged against the majority interest except to the extent that the minority has a binding obligation to, and is able to, make good of the losses. If the subsidiary subsequently reports profits, the majority interest is allocated all such profits until the interest's share of losses previously absorbed by the majority interest has been recovered.

Adoption of New Standards, Amendments to Standards and Interpretations

- *Amendments to PAS 16 and PAS 38, Clarification of Acceptable Methods of Depreciation and Amortization*

The amendments clarify that a depreciation method that is based on revenue that is generated by an activity that includes the use of an asset is not appropriate for property, plant and equipment introduce a rebuttable presumption that an amortization method that is based on the revenue generated by an activity that includes the use of an intangible asset is inappropriate, which can only be overcome in limited circumstances where the intangible asset is expressed as a measure of revenue, or when it can be demonstrated that revenue and the consumption of the economic benefits of the intangible asset are highly correlated add guidance that expected future reductions in the selling price of an item that was produced using an asset could indicate the expectation of technological or commercial obsolescence of the asset, which, in turn, might reflect a reduction of the future economic benefits embodied in the asset.

The amendments have no impact on the company's financial position or performance.

- *Amendments to PAS 27, Equity Method in Separate Financial Statements*

The amendments permit investments in subsidiaries, joint ventures and associates to be optionally accounted for using the equity method in separate financial statements

The amendments have no impact on the company's financial position or performance.

- *Annual Improvements 2012-2014 Cycle*

Amendments to the following standards:

- PFRS 5 — Adds specific guidance in PFRS 5 for cases in which an entity reclassifies an asset from held for sale to held for distribution or vice versa and cases in which held-for-distribution accounting is discontinued
- PFRS 7 — Additional guidance to clarify whether a servicing contract is continuing involvement in a transferred asset, and clarification on offsetting disclosures in condensed interim financial statements
- PAS 19 — Clarify that the high quality corporate bonds used in estimating the discount rate for post-employment benefits should be denominated in the same currency as the benefits to be paid
- PAS 34 — Clarify the meaning of 'elsewhere in the interim report' and require a cross-reference

The amendments have no impact on the company's financial position or performance.

- *Amendments to PAS 1, Disclosure Initiative*

The amendments address perceived impediments to preparers exercising their judgement in presenting their financial reports by making the following changes: Clarification that information should not be obscured by aggregating or by providing immaterial information, materiality considerations apply to the all parts of the financial statements, and even when a standard requires a specific disclosure, materiality considerations do apply; clarification that the list of line items to be presented in these statements can be disaggregated and aggregated as relevant and additional guidance on subtotals in these statements and clarification that an entity's share of OCI of equity-accounted associates and joint ventures should be presented in aggregate as single line items based on whether or not it will subsequently be reclassified to profit or loss; additional examples of possible ways of ordering the notes to clarify that understandability and comparability should be considered when determining the order of the notes.

The amendments have no impact on the company's financial position or performance.

- *Amendments to PFRS 10, PFRS 12 and PAS 28, Investment Entities: Applying the Consolidation Exception*

The amendments address issues that have arisen in the context of applying the consolidation exception for investment entities by clarifying the following points: The exemption from preparing consolidated financial statements for an intermediate parent entity is available to a parent entity that is a subsidiary of an investment entity, even if the investment entity measures all of its subsidiaries at fair value; A subsidiary that provides services related to the parent's investment activities should not be consolidated if the subsidiary itself is an investment entity; When applying the equity method to an associate or a joint venture, a non-investment entity investor in an investment entity may retain the fair value measurement applied by the associate or joint venture to its interests in subsidiaries; An investment entity measuring all of its subsidiaries at fair value provides the disclosures relating to investment entities required by PFRS 12.

The amendments have no impact on the company's financial position or performance.

New standards, amendments to published standards and interpretation to existing standards effective 2016 not yet adopted by the company.

- *PFRS 11, Accounting for Acquisitions of Interests in Joint Operations (Amendments to PFRS 11)*

The amendment requires an acquirer of an interest in a joint operation in which the activity constitutes a business (as defined in PFRS 3 Business Combinations) to apply all of the business combinations accounting principles in PFRS 3 and other PFRSs, except for those principles that conflict with the guidance in PFRS 11 and disclose the information required by PFRS 3 and other PFRSs for business combinations.

The amendments have no impact on the company's financial position or performance.

- *PFRS 14, Regulatory Deferral Accounts*

The standard permits an entity which is a first-time adopter of International Financial Reporting Standards to continue to account, with some limited changes, for 'regulatory deferral account balances' in accordance with its previous GAAP, both on initial adoption of IFRS and in subsequent financial statements.

The amendments only affect disclosures and have no impact on the company's financial position or performance.

- *Amendments to PAS 16 and PAS 41, Agriculture: Bearer Plants*

The amendments include 'bearer plants' within the scope of PAS 16 rather than PAS 41, allowing such assets to be accounted for as property, plant and equipment and measured after initial recognition on a cost or revaluation basis in accordance with PAS 16. The amendments introduce a definition of 'bearer plants' as a living plant that is used in the production or supply of agricultural produce, is expected to bear produce for more than one period and has a remote likelihood of being sold as agricultural produce, except for incidental scrap sales. The amendments clarify that produce growing on bearer plants remains within the scope of PAS 41.

The amendments have no impact on the company's financial position or performance.

Future Changes in Accounting Policies

The company will adopt the following revised standards, interpretation and amendments when these become effective. Except as otherwise indicated, the Company does not expect the adoption of these new and amended standards and interpretations to have a significant impact on its financial statements.

Effective in 2017

- PFRS 9, Financial Instruments (2009)
- PFRS 9, Financial Instruments (2010)
- IFRS 9, Financial Instruments (Hedge Accounting and amendments to PFRS 9, PFRS 7 and PAS 39) (2013)
- PFRS 10 and PAS 28 (Amendments), Sale or Contribution of Assets between an Investor and its Associate or Joint Venture
- PAS 12 (Amendments), Recognition of Deferred Tax Assets for Unrealized Losses

Effective 2018

- PFRS 9, Financial Instruments (2014)
- PFRS 15, Revenue from Contracts with Customers
- IFRIC 22, Foreign Currency Transactions and Advance Consideration
- PAS 7 (Amendments), Disclosure Initiative
- PFRS 15, Revenue from Contracts with Customers
- PFRS 2 (Amendments), Classification and Measurement of Share-based Payment Transactions
- PFRS 4 (Amendments), Applying PFRS 9 'Financial Instruments' with PFRS 4 'Insurance Contracts'
- PFRS 40 (Amendments), Transfers of Investment Property
- Annual Improvements to PFRS (2014–2016 Cycle)
 - Amendments to the following standards.
 - PFRS 1 - Deletes the short-term exemptions, because they have now served their intended purpose
 - PFRS 12 - Clarifies the scope of the standard by specifying that the disclosure requirements in the standard, apply to an entity's interests that are classified as held for sale, as held for distribution or as discontinued operations in accordance with PFRS 5 *Non-current Assets Held for Sale and Discontinued Operations*
 - PAS 28 - Clarifies that the election to measure at fair value through profit or loss an investment in an associate or a joint venture that is held by an entity that is a venture capital organization, or other qualifying entity, is available for each investment in an associate or joint venture on an investment-by-investment basis, upon initial recognition

Effective 2019

- PFRS 16, Leases

Cash

Cash include cash on hand and in banks.

Financial Assets and Liabilities

Date of Recognition. The Group recognizes a financial asset or a financial liability in the consolidated balance sheet when it becomes a party to the contractual provisions of the instrument. In the case of a regular way purchase or sale of financial assets, recognition and derecognition, as applicable, is done using settlement date accounting.

Initial Recognition of Financial Instruments. Financial instruments are recognized initially at fair value, which is the fair value of the consideration given (in case of an asset) or received (in case of a liability). The fair value of the consideration given or received is determined by reference to the transaction price or other market prices. If such market prices are not reliably determinable, the fair value of the consideration is estimated as the sum of all future cash payments or receipts, discounted using the prevailing market rate of interest for similar instruments with similar maturities. The initial measurement of financial instruments, except for those designated at fair value through profit and loss (FVPL), includes transaction cost.

Subsequent to initial recognition, the Group classifies its financial assets and liabilities in the following categories: held-to-maturity (HTM) financial assets, AFS investments, FVPL financial assets and loans and receivables. The classification depends on the purpose for which the investments are acquired and whether they are quoted in an active market. Management determines the classification of its financial assets at initial recognition and, where allowed and appropriate, re-evaluates such designation at every reporting date.

Determination of Fair Value. The fair value for financial instruments traded in active markets at the balance sheet date is based on their quoted market price or dealer price quotations (bid price for long positions and ask price for short positions), without any deduction for transaction costs. When current bid and asking prices are not available, the price of the most recent transaction provides evidence of the current fair value as long as there has not been a significant change in economic circumstances since the time of the transaction.

For all other financial instruments not listed in an active market, the fair value is determined by using appropriate valuation techniques. Valuation techniques include net present value techniques, comparison to similar instruments for which market observable prices exist, options pricing models and other relevant valuation models.

Day 1 Profit. Where the transaction price in a non-active market is different from the fair value of the other observable current market transactions in the same instrument or based on a valuation technique whose variables include only data from observable market, the Group recognizes the difference between the transaction price and fair value (a Day 1 Profit) in the consolidated statement of comprehensive income unless it qualifies for recognition as some other type of asset. In cases where use is made of data which is not observable, the difference between the transaction price and model value is only recognized in the consolidated statement of comprehensive income when the inputs become observable or when the instrument is derecognized. For each transaction, the Group determines the appropriate method of recognizing the 'day 1' profit amount.

Financial Assets

Financial Assets at FVPL. Financial assets at FVPL include financial assets held for trading and financial assets designated upon initial recognition at FVPL.

Financial assets are classified as held for trading if they are acquired for the purpose of selling in the near term. Gains or losses on investments held for trading are recognized in the consolidated statement of comprehensive income.

Financial assets may be designated by management at initial recognition at FVPL, when any of the following criteria is met:

- the designation eliminates or significantly reduces the inconsistent treatment that would otherwise arise from measuring the assets or recognizing gains or losses on a different basis; or
- the assets are part of a group of financial assets, financial liabilities or both which are managed and their performance are evaluated on a fair value basis, in accordance with a documented risk management or investment strategy; or
- the financial instrument contains an embedded derivative, unless the embedded derivative does not significantly modify the cash flows or it is clear, with little or no analysis, that it would not be separately recorded.

The Group has no financial assets at FVPL as of December 31, 2016 and 2015.

Loans and Receivables. Loans and receivables are non-derivative financial assets with fixed or determinable payments that are not quoted in an active market. They are not entered into with the intention of immediate or short-term resale and are not designated as AFS or financial asset at FVPL. Receivables are carried at cost or amortized cost, less impairment in value. Amortization is determined using the effective interest method.

The Group's cash, receivables and refundable deposits (included under other current assets) are included in this category.

HTM Investments. HTM investments are quoted non-derivative financial assets with fixed or determinable payments and fixed maturities for which the Group's management has the positive intention and ability to hold to maturity. Where the Group sells other than an insignificant amount of HTM investments, the entire category would be tainted and classified as AFS investments. After initial measurement, these investments are measured at amortized cost using the effective interest method, less impairment in value. Amortized cost is calculated by taking into account any discount or premium on acquisition and fees that is an integral part of the effective interest rate.

Gains and losses are recognized in the consolidated statement of comprehensive income when the HTM investments are derecognized or impaired, as well as through the amortization process.

The Group has no HTM investments as of December 31, 2016 and 2015.

AFS Investments. AFS investments are non-derivative financial assets that are designated in this category or are not classified in any of the other categories. Subsequent to initial recognition, AFS investments are measured at fair value with unrealized gains or losses recognized as other comprehensive income in the unrealized gain (loss) on AFS investments account until the investment is derecognized, at which time the cumulative gain or loss is recognized in other income, or the investment is determined to be impaired, when the cumulative gain or loss is reclassified from the unrealized gain (loss) on AFS investments account to profit or loss under other expense.

The Group's investments in equity securities included under the available-for-sale investments account are classified under this category.

Financial Liabilities

Financial Liabilities at FVPL. Financial liabilities are classified in this category if these result from trading activities or derivative transactions that are not accounted for as accounting hedges, or when the Group elects to designate a financial liability under this category.

The Group has no derivative liabilities as of December 31, 2016 and 2015.

Other Financial Liabilities. This category pertains to financial liabilities that are not held for trading or not designated at FVPL upon the inception of the liability. These include liabilities arising from operations or borrowings.

Financial liabilities are recognized initially at fair value and are subsequently carried at amortized cost, taking into account the impact of applying the effective interest method of amortization (or accretion) for any related premium, discount and any directly attributable transaction costs.

Included in this category are: accounts payable and accrued expenses (excluding payable to government agencies and reserves for contingencies), due to related parties and long-term debt.

Derecognition of Financial Assets and Liabilities

Financial Assets. A financial asset (or, where applicable, a part of a financial asset or part of a group of similar financial assets) is derecognized when:

- the rights to receive cash flows from the asset have expired;
- the Group retains the right to receive cash flows from the asset, but has assumed an obligation to pay them in full without material delay to a third party under a "pass-through" arrangement; or
- the Group has transferred its rights to receive cash flows from the asset and either (a) has transferred substantially all the risks and rewards of the asset, or (b) has neither transferred nor retained substantially all the risks and rewards of the asset, but has transferred control of the asset.

When the Group has transferred its rights to receive cash flows from an asset and has neither transferred nor retained substantially all the risks and rewards of the asset, the asset is recognized to the extent of the Group's continuing involvement in the asset.

Financial Liabilities. A financial liability is derecognized when the obligation under the liability is discharged or cancelled or expired.

When an existing financial liability is replaced by another from the same lender on substantially different terms, or the terms of an existing liability are substantially modified, such an exchange or modification is treated as a derecognition of the original liability and the recognition of a new liability, and the difference in the respective carrying amounts is recognized in profit or loss.

Impairment of Financial Assets

The Group assesses at balance sheet date whether a financial asset or group of financial assets is impaired.

Assets Carried at Amortized Cost. If there is objective evidence that an impairment loss on loans and receivables carried at amortized cost has been incurred, the amount of loss is measured as the difference between the asset's carrying amount and the present value of estimated future cash flows (excluding future credit losses) discounted at the financial asset's original effective interest rate (i.e., the effective interest rate computed at initial recognition). The carrying amount of the asset shall be reduced either directly or through use of an allowance account. The amount of loss shall be recognized in the consolidated statement of comprehensive income.

The Group first assesses whether objective evidence of impairment exists individually for financial assets that are individually significant, and individually or collectively for financial assets that are not individually significant. If it is determined that no objective evidence of impairment exists for an individually assessed financial asset, whether significant or not, the asset is included in a group of financial assets with similar credit risk characteristics and that group of financial assets is collectively assessed for impairment. Assets that are individually assessed for impairment and for which an impairment loss is or continues to be recognized are not included in a collective assessment of impairment.

If, in a subsequent period, the amount of the impairment loss decreases and the decrease can be related objectively to an event occurring after the impairment was recognized, the previously recognized impairment loss is reversed. Any subsequent reversal of an impairment loss is recognized in the consolidated statement of comprehensive income, to the extent that the carrying value of the asset does not exceed its amortized cost at the reversal date.

Assets Carried at Cost. If there is objective evidence of an impairment loss on an unquoted equity instrument that is not carried at fair value because its fair value cannot be reliably measured, or of a derivative asset that is linked to and must be settled by delivery of such an unquoted equity instrument, the amount of the loss is measured as the difference between the asset's carrying amount and the present value of estimated future cash flows discounted at the current market rate of return for a similar financial asset.

AFS Financial Assets. If an AFS financial asset is impaired, an amount comprising the difference between the cost (net of any principal payment and amortization) and its current fair value, less any impairment loss on that financial asset previously recognized in the consolidated statement of comprehensive income, is transferred from equity to the consolidated statement of comprehensive income. Reversals in respect of equity instruments classified as AFS are not recognized in profit. Reversals of impairment losses on debt instruments are reversed through profit or loss; if the increase in fair value of the instrument can be objectively related to an event occurring after the impairment loss was recognized in profit or loss.

Classification of Financial Instruments between Debt and Equity

A financial instrument is classified as debt if it provides for a contractual obligation to:

- deliver cash or another financial asset to another entity; or
- exchange financial assets or financial liabilities with another entity under conditions that are potentially unfavorable to the Group; or
- satisfy the obligation other than by the exchange of a fixed amount of cash or another financial asset for a fixed number of own equity shares.

If the Group does not have an unconditional right to avoid delivering cash or another financial asset to settle its contractual obligation, the obligation meets the definition of a financial liability.

Offsetting Financial Instruments

Financial assets and financial liabilities are offset and the net amount is reported in the consolidated balance sheet if, and only if, there is a currently enforceable legal right to offset the recognized amounts and there is an intention to settle on a net basis, or to realize the asset and settle the liability simultaneously. This is not generally the case with master netting agreements, and the related assets and liabilities are presented gross in the consolidated financial position.

Asset Held for Sale

An asset is classified as asset held for sale when its carrying amount is to be recovered principally through a sale transaction rather than through continuing use and a sale is highly probable. Asset held for sale is stated at the lower of its carrying amount and fair value less costs to sell.

Property and Equipment

Property and equipment are stated at cost less accumulated depreciation and amortization and any impairment in value.

The initial cost of property and equipment consists of its purchase price, including import duties, taxes and any directly attributable costs in bringing the asset to its working condition and location for its intended use. Expenditures incurred after the fixed assets have been put into operation, such as repairs and maintenance costs, are normally charged to income in the period such costs are incurred. In situations where it can be clearly demonstrated that the expenditures have resulted in an increase in the future economic benefits expected to be obtained from the use of an item of property and equipment beyond its originally assessed standard of performance, the expenditures are capitalized as an additional cost of property and equipment.

Depreciation and amortization of property and equipment commences once the fixed assets are available for use and is calculated on a straight-line basis over the following estimated useful lives:

<u>Particulars</u>	<u>Number of Years</u>
Leasehold improvements	5 years or lease term, whichever is shorter
Machinery and equipment	3 to 10
Office furniture, fixtures and equipment	2 to 5

The remaining useful lives, residual values and depreciation and amortization method are reviewed periodically to ensure that the periods, estimated residual values and method of depreciation and amortization are consistent with the expected pattern of economic benefits from the items of property and equipment.

When an asset is sold or retired, its cost and related accumulated depreciation and amortization and any impairment in value are eliminated from the accounts. Any gain or loss resulting from its disposal is credited to or charged against current operations.

Intangible Assets

Intangible assets pertaining to software license costs that are acquired separately are initially carried at cost. Subsequently, intangible assets with definite useful lives are carried at cost less accumulated amortization and impairment losses. Amortization is recognized on a straight-line basis over their estimated useful lives, which do not exceed three years.

The remaining useful life and amortization method are reviewed at the end of each annual reporting period, with the effect of any changes in estimate being accounted for on a prospective basis.

An intangible asset is derecognized on disposal, or when no future economic benefits are expected from use or disposal. Gains or losses arising from derecognition of an intangible asset are measured as the difference between the net disposal proceeds and the carrying amount of the asset and are recognized in profit or loss when the asset is derecognized.

Impairment of Non-Financial Asset with Definite Useful Life

The carrying values of property and equipment and intangible assets are reviewed for impairment when events or changes in circumstances indicate that the carrying value may not be recoverable. If any such indication exists, and if the carrying value exceeds the estimated recoverable amount, the assets or cash-generating units are written down to their recoverable amounts. The recoverable amount of the asset is the greater of fair value less costs to sell or value in use. The fair value less costs to sell is the amount obtainable from the sale of an asset in an arm's length transaction between knowledgeable, willing parties, less costs of disposal. In assessing value in use, the estimated future cash flows are discounted to their present value using a pre-tax discount rate that reflects current market assessments of the time value of money and the risks specific to the asset. For an asset that does not generate largely independent cash inflows, the recoverable amount is determined for the cash-generating unit to which the asset belongs. Impairment losses of continuing operations are recognized in the consolidated statement of comprehensive income in those expense categories consistent with the function of the impaired asset.

An assessment is made at each reporting date as to whether there is any indication that previously recognized impairment losses may no longer exist or may have decreased. If such indication exists, the recoverable amount is estimated. A previously recognized impairment loss is reversed only if there has been a change in the estimates used to determine the asset's recoverable amount since the last impairment loss was recognized. If that is the case, the carrying amount of the asset is increased to its recoverable amount. That increased amount cannot exceed the carrying amount that would have been determined, net of depreciation and amortization, had no impairment loss been recognized for the asset in prior years. Such reversal is recognized in profit or loss. After such a reversal, the depreciation and amortization charge is adjusted in future periods to allocate the asset's revised carrying amount, less any residual value, on a systematic basis over its remaining useful life.

Equity

Capital stock is measured at par value for all shares issued. Proceeds of consideration received in excess of par value are recognized as additional paid-in capital.

Revenue

Revenue is recognized to the extent that is probable that the economic benefits associated with the transaction will flow to the Group and the revenue can be measured reliably. Revenue is recognized as follows:

Logistics and Other Services

Revenue is recognized when the related services are rendered.

Interest

Interest income is recognized as it accrues, taking into account the effective yield of the asset.

Dividend Income

Dividend income is recognized when the right to receive the payment is established.

Expenses

Expenses are recognized as incurred.

Leases

The determination of whether an arrangement is, or contains a lease is based on the substance of the arrangement and requires an assessment of whether the fulfillment of the arrangement is dependent on the use of a specific asset or assets and the arrangement conveys a right to use the asset.

Leases which do not transfer to the Group substantially all the risks and benefits of ownership of the asset are classified as operating leases. Operating lease payments are recognized as an expense in the consolidated statement of comprehensive income on a straight-line basis over the lease term. Associated costs such as maintenance and insurance are expensed as incurred.

Borrowing Costs

Borrowing costs are generally expensed as incurred, unless there are qualifying assets that require capitalization of borrowing costs.

Retirement Benefits Costs

The Parent Company and MCLSI provide for estimated retirement benefits to be paid under Republic Act (RA) No. 7641, Retirement Law, to all their permanent employees. MCLSI has a funded, non-contributory defined benefit retirement plan, administered by a trustee, covering its permanent employees. The cost of providing benefits under the defined benefit retirement plan is determined using the projected unit credit actuarial valuation method. This method reflects services rendered by employees up to the date of valuation and incorporates assumptions concerning employees' projected salaries. Actuarial valuations are conducted with sufficient regularity, with option to accelerate when significant changes to underlying assumptions occur.

The net defined liability or asset is the aggregate of the present value of the defined benefit obligation at the end of the reporting period, reduced by the fair value of plan assets (if any), adjusted for any effect of limiting a net defined benefit asset to the asset ceiling. The asset ceiling is the present value of any economic benefits available in the form of refunds from the plan or reductions in future contributions to the plan.

Retirement benefits costs include service cost, net interest on the net defined obligation or asset and remeasurements of net defined benefit obligation or asset.

Service costs, which include current service costs, past service costs and gains or losses on non-routine settlements are recognized as part of cost of services and expenses in the consolidated statements of comprehensive income. Past service costs are recognized when plan amendment or curtailment occurs.

Net interest on the net defined obligation or asset is the change during the period in the net defined benefit liability or asset that arises from the passage of time which is determined by applying the discount rate based on government bonds to the net defined benefit liability or asset. Net interest on the net defined benefit liability or asset is recognized as expense or income in profit or loss.

Remeasurements comprising actuarial gains and losses, return on plan assets and any change in the effect of the asset ceiling (excluding net interest on defined benefit obligation) are recognized immediately in other comprehensive income in the period in which they arise. Remeasurements are not reclassified to profit or loss in subsequent periods.

The net retirement benefits liability recognized by the Group is the aggregate of the present value of the defined benefit obligation at the end of the balance sheet date reduced by the fair value of plan assets, adjusted for any effect of limiting a net pension asset to the asset ceiling. The asset ceiling is the present value of any economic benefits available in the form of refunds from the plan or reductions in future contributions to the plan.

Plan assets are assets that are held by a long-term employee benefit fund. Fair value of plan assets is based on market price information.

Foreign Currency Transactions and Translations

Transactions denominated in foreign currency are recorded in Philippine peso using the prevailing exchange rate at the date of the transaction. Outstanding monetary assets and liabilities denominated in foreign currencies are translated to Philippine peso using the prevailing exchange rate at balance sheet date. Foreign exchange gains or losses arising from the translation at balance sheet date or settlement of monetary items at rates different from those at which they were initially recorded are credited to or charged against current operations.

Income Tax

Income tax for the year comprises current and deferred income tax. Income tax is recognized in the consolidated statement of comprehensive income except to the extent that it relates to items recognized directly in equity, in which case it is recognized in equity.

Current Tax

Current tax assets and liabilities for the current and prior periods are measured at the amount expected to be recovered from or paid to tax authority. The tax rates and tax laws used to compute the current tax are those that are enacted and substantively enacted as of balance sheet date.

Current income tax relating to items recognized directly in equity, if any, is recognized in equity and not in profit or loss.

Deferred Tax

Deferred income tax is provided using the balance sheet liability method. Deferred tax assets and liabilities are recognized for the future tax consequences attributable to temporary differences between the carrying amounts of assets and liabilities for financial reporting purposes and the amounts used for taxation purposes, and the carry forward tax benefits of the net operating loss carryover (NOLCO) and the excess of minimum corporate income tax (MCIT) over the regular corporate income tax. The amount of deferred income tax provided is based on the expected manner of realization or settlement of the carrying amount of assets and liabilities, using tax rates enacted at reporting date. A deferred tax asset is recognized only to the extent that it is probable that future taxable profits will be available against which the deductible temporary differences and the carry-forward benefits of unused NOLCO and MCIT can be utilized. Deferred tax assets are reduced to the extent that it is no longer probable that the related tax benefit will be realized.

Income tax relating to other comprehensive income, if any, is recognized in the other comprehensive income section of the consolidated statements of comprehensive income.

Related Parties

Parties are considered to be related if one party has the ability, directly or indirectly, to control the other party or exercise significant influence over the other party in making financial and operating decisions. Parties are also considered to be related if they are subject to common control or common significant influence. Related parties may be individuals or corporate entities. Transactions between related parties are on an arm's length basis in a manner similar to transactions with non-related parties.

Earnings Per Share

Basic earnings per share are computed by dividing net income by the weighted average number of outstanding shares. The Parent Company has no dilutive potential common shares that would require disclosure of diluted earnings per share in the consolidated statement of comprehensive income.

Segments

The Group's operating businesses are recognized and managed separately according to the nature of the products and services provided, with each segment representing a strategic business unit that offers different products and serve different markets. Financial information on business segments are presented in Note 5.

Provisions

Provisions are recognized only when the Group has (a) a present obligation (legal or constructive) as a result of past event; (b) it is probable (i.e., more likely than not) that an outflow of resources embodying economic benefits will be required to settle the obligation; and (c) a reliable estimate can be made of the amount of the obligation. If the effect of the time value of money is material, provisions are determined by discounting the expected future cash flows at a pre-tax rate that reflects current market assessment of the time value of money and, where appropriate, the risks specific to the liability. Where discounting is used, the increase in the provision due to the passage of time is recognized as interest expense. Where the Group expects a provision to be reimbursed, the reimbursement is recognized as a separate asset but only when the receipt of the reimbursement is virtually certain.

Contingencies

Contingent liabilities are not recognized in the consolidated financial statements. They are disclosed unless the possibility of an outflow of resources embodying economic benefits is remote. Contingent assets are not recognized in the consolidated financial statements but are disclosed when an inflow of economic benefits is probable.

Events after the End of Reporting Period

Post year-end events that provide additional information about the Group's position at financial reporting date (adjusting events) are reflected in the consolidated financial statements. Post year-end events that are not adjusting events are disclosed in the notes to the consolidated financial statements when material.

NOTE 4 – CRITICAL ACCOUNTING ESTIMATES AND JUDGMENTS

The preparation of the consolidated financial statements in conformity with PFRS requires management to make judgments, estimates and assumptions that affect the amounts reported in the consolidated financial statements and accompanying notes. The judgments, estimates and assumptions used in the accompanying consolidated financial statements are based upon management's evaluation of relevant facts and circumstances as of the date of the consolidated financial statements. Actual results could differ from such estimates. Future events may occur which will cause the judgments and assumptions used in arriving at the estimates to change. The effects of any change in judgments and estimates are reflected in the consolidated financial statements as these become reasonably determinable.

Judgments

In the process of applying the Group's accounting policies, management has made the following judgments, which have the most significant effect on the amounts recognized in the consolidated financial statements.

Consolidation of SPE

An entity is considered a SPE and included in consolidation even in cases when the Parent Company owns less than one-half or none of the SPE's equity, when the substance of the relationship between the Parent Company and the SPE indicates that the SPE is controlled by the Parent Company. While the Parent Company has no ownership interest in Polymax, this SPE was included in the 2006 consolidated financial statements and prior years. However, starting in 2007, the SPE was no longer consolidated because it had ceased operating as a going concern (see Note 12).

Operating Lease Commitments – Group as Lessee

The Group has various operating lease agreements for their respective offices and warehouses. The Group has determined that the risks and rewards of ownership of the underlying properties have been retained by their respective lessors. Accordingly, these leases are accounted for as operating leases (see Note 28).

Contingencies

The Group is currently involved in various legal proceedings, which are normal to its business as discussed in Note 32. The Group's estimate of the probable costs for these proceedings and resolution of these claims have been developed in consultation with outside counsel handling the prosecution and defense of these cases and is based upon an analysis of potential results. The Group does not believe that these legal proceedings will have a material adverse effect on its consolidated financial statements. It is possible, however, that changes in estimates relating to these proceedings may materially affect results of operations.

Estimates and Assumptions

The key assumptions concerning the future and other key sources of estimation uncertainty at the reporting period, which have a significant risk of causing material adjustment to the carrying amounts of assets and liabilities within the next financial year, are described below. The estimates and underlying assumptions are reviewed on an ongoing basis. Revisions to accounting estimates are recognized in the period in which the estimate is revised if the revision affects only that period or in the period of the revision and future periods if the revision affects both current and future periods.

Estimating Allowance for Probable Losses

The Group reviews the carrying amounts of receivables, creditable withholding and input taxes (under other current assets) and advances to Polymax (under asset held for sale) at each balance sheet date and reduces the balance of these assets to their estimated recoverable amounts.

Receivables (net of allowance for doubtful accounts of ₱150.4 million and ₱147.0 million as of December 31, 2016 and 2015, respectively) amounted to ₱109.6 million and ₱92.9 million as of December 31, 2016 and 2015, respectively (see Note 10).

The carrying amount of other current assets amounted to ₱24.0 million and ₱24.1 million as of December 31, 2016 and 2015, respectively, as discussed in Note 11. Allowance on probable losses, mainly pertaining to creditable withholding and input taxes, amounted to ₱12.3 million as of December 31, 2016 and 2015 as shown also in Note 11.

Advances to Polymax (under asset held for sale) amounting to ₱415.4 million as of December 31, 2016 and 2015, respectively, constitute 70% and 74% of the Group's total assets at the end of 2016 and 2015, respectively. The realization of the Parent Company's advances to Polymax and the settlement of the past due liabilities carried in the books of Polymax, for which the Parent Company is jointly and severally liable, is dependent on whether sufficient cash flows can be generated from the sale of Polymax's remaining 20% interest in NPCA and from the letter of comfort issued by the Parent Company's major stockholders in favor of the Parent Company, as discussed in Note 12.

Estimating Useful Lives and Residual Values of Property and Equipment and Intangible Assets

The Group estimates the useful lives and residual values of its property and equipment and intangible assets based on the period over which the assets are expected to be available for use. The Group reviews annually the estimated useful lives and residual values based on factors that include asset utilization, internal technical evaluation, technological changes, and anticipated use of the assets. It is possible that future results of operations could be materially affected by changes in these estimates brought about by changes in factors mentioned. A reduction in the estimated useful lives of property and equipment and intangible assets would increase depreciation and amortization expenses, while an increase in the estimated useful lives would decrease depreciation and amortization expenses.

There has been no change in the Group's estimate of the useful lives and residual values of its property and equipment in 2016 and 2015.

In 2016, MCLSI's management assessed that there is a significant change from the previous estimates and estimated useful life of its intangible assets to one year, since the assets will no longer provide future economic benefit to the Company as disclosed in Note 15.

Evaluation of Impairment of Noncurrent Non-Financial Assets

The Group assesses the impairment of assets whenever events or changes in circumstances indicate that the carrying amount of an asset may not be recoverable. Whenever the carrying amount of an asset exceeds its recoverable amount, an impairment loss is recognized. The recoverable amount is the higher of an asset's net selling price and value in use. The net selling price is the amount obtainable from the sale of an asset in an arm's length transaction while value in use is the present value of estimated future cash flows expected to arise from the continuing use of an asset and from its disposal at the end of its useful life. Recoverable amounts are estimated for individual asset or, if it is not possible, for the cash generating unit to which the asset belongs.

Management believes that there was no indication of impairment on property and equipment as of December 31, 2016 and 2015. As of December 31, 2016 and 2015, property and equipment, net of accumulated depreciation and amortization, amounted to ₱2.6 million and ₱3.8 million, respectively, as shown in Note 14 and total depreciation and amortization charged to operations amounted to ₱1,841,754 in 2016 and ₱2,905,060 million in 2015 (see Note 14). Depreciation expense for the year ended December 31, 2014 amounted to ₱1,192,994 (see Note 24)

Intangible assets as of December 31, 2016 have been fully depreciated as a result of the change in the estimated useful lives of the assets except for SAP Business One.

Fair Value of Financial Assets and Liabilities

The Group carries certain financial assets and financial liabilities at fair value, which requires use of accounting estimates and judgment. The significant components of fair value measurement were determined using verifiable objective evidence (i.e., quoted market prices and interest rates). In the case of those financial assets and financial liabilities that have no active markets, fair values are determined using an appropriate valuation technique. Any change in fair value of these financial assets and liabilities would affect profit or loss and equity. The fair value of financial assets and liabilities are enumerated in Note 8.

Impairment of AFS Investments

The Group treats AFS financial assets as impaired when there has been a significant or prolonged decline in the fair value below its cost or where other objective evidence of impairment exists. The determination of what is

“significant” or “prolonged” requires judgment. The Group treats “significant” generally as a decline of 20% or more below of the original cost of the investment, and “prolonged” as period longer than 12 months. In addition, the Group evaluates other factors for AFS investments with no quoted bid prices such as changes in the issuer’s industry and sector performances, legal and regulatory framework, technology, and other factors that affect the recoverability of the investments.

Deferred Tax Assets

The Group reviews the carrying amounts of deferred taxes at each reporting date and reduces deferred tax assets to the extent that it is no longer probable that sufficient taxable profit will be available to allow all or part of the deferred tax assets to be utilized.

The recognized net deferred tax assets amounted to ₱5.9 million, ₱4.1 million and ₱4.8 million as of December 31, 2016, 2015 and 2014, respectively (see Note 18).

The Group did not recognize deferred tax assets of the Parent Company and its non-operating subsidiaries amounting to ₱54.0 million, ₱52.6 million and ₱51.5 million as of December 31, 2016, 2015 and 2014, respectively, as management believes that the Parent Company and its non-operating subsidiaries may not have sufficient future taxable profits available to allow utilization of these deferred tax assets as discussed in Note 18.

Retirement Benefits

The determination of the obligation and cost of retirement benefits is dependent on certain assumptions used by the actuary in calculating such amounts. These assumptions are described in Note 26 to the consolidated financial statements and include, among others, discount rates, salary increase rates and expected rates of return on plan assets. Actual results that differ from the Group’s assumptions are accumulated and amortized over future periods and therefore, will generally affect the recognized expense and recorded obligation in such future periods. While the Group believes that the assumptions are reasonable and appropriate, significant differences in the actual experience or significant changes in the assumptions may materially affect the retirement obligations.

Accrued retirement benefits costs amounted to ₱6.2 million, ₱8.9 million and ₱5.6 million as of December 31, 2016, 2015 and 2014, respectively (see Note 26).

NOTE 5 – SEGMENT INFORMATION

The Group’s business activities are conducted in the Philippines and it is primarily in the contract logistics and supply chain management segment in 2016, 2015 and 2014.

Segment Assets and Liabilities

Segment assets include all operating assets used by a segment and consist principally of operating cash, receivables, other current assets, asset held for sale and property and equipment, net of allowances and provisions. Segment liabilities include all operating liabilities and consist principally of accounts payable and accrued expenses, due to related parties and long-term debt.

The financial information with regard to the Group’s significant business segments as of December 31, 2016, 2015 and 2014 for the years then ended is presented below.

	2016		
	Distribution and Contract Logistics	Other Businesses	Total
External Sales	₱ 180,131,349	₱ -	₱ 180,131,349
Results:			
Segment result	₱ 16,785,177	₱ (3,698,438)	₱ 13,086,739
Other income	63,165	167,676	230,841
Provision for income tax	(4,077,530)	-	(4,077,530)
Net income	₱ 12,770,812	₱ (3,530,762)	₱ 9,240,050
Other Information:			
Segment assets	₱ 127,791,666	₱ 465,354,668	₱ 593,146,334
Segment liabilities	85,446,104	410,528,086	495,974,190
Capital expenditures	724,990	-	724,990
Depreciation and amortization	2,223,468	-	2,223,468

Noncash items other than depreciation and amortization		<u>5,006,089</u>	<u>-</u>	<u>5,006,089</u>
		2015		
		Distribution and Contract Logistics	Other Businesses	Total
External Sales	₱	<u>143,344,326</u>	<u>-</u>	<u>143,344,326</u>
Results:				
Segment result	₱	3,475,269	₱ (14,151,231)	₱ (10,675,962)
Other income (expense)		(2,153,449)	14,726,259	12,572,810
Provision for income tax		(1,734,187)	(1,816,952)	(3,551,139)
Net income (loss)	₱	<u>(412,367)</u>	<u>(1,241,924)</u>	<u>(1,654,291)</u>
Other Information:				
Segment assets	₱	97,238,895	₱ 466,185,578	₱ 563,424,473
Segment liabilities		67,460,801	407,603,233	475,064,034
Capital expenditures		-	-	-
Depreciation and amortization		444,314	2,195	446,509
Noncash items other than depreciation and amortization		<u>52,352</u>	<u>7,132,891</u>	<u>7,185,243</u>
		2014		
		Distribution and Contract Logistics	Other Businesses	Total
External Sales	₱	<u>127,689,577</u>	<u>-</u>	<u>127,689,577</u>
Results:				
Segment result	₱	8,935,216	₱ (16,551,518)	₱ (7,616,302)
Other income (expense)		408,434	4,211	412,645
Provision for income tax		(2,798,555)	-	(2,798,555)
Net income (loss)	₱	<u>6,545,095</u>	<u>(16,547,307)</u>	<u>(10,002,212)</u>
Other Information:				
Segment assets	₱	83,046,376	₱ 845,983,021	₱ 929,029,397
Segment liabilities		56,743,551	784,462,054	841,205,605
Capital expenditures		4,371,230	4,390	4,375,620
Depreciation and amortization		1,186,580	6,414	1,192,994
Noncash items other than depreciation and amortization		<u>443,358</u>	<u>7,175,160</u>	<u>7,618,518</u>

NOTE 6 – FINANCIAL RISK MANAGEMENT OBJECTIVES AND POLICIES

The Group's principal financial instruments consist of cash, AFS investments, due from (to) related parties and long-term debt. The main purpose of these financial instruments is to finance the Group's operations. The Group's other financial assets and liabilities include receivables, refundable deposits and accounts payable and accrued expenses, which arise directly from its operations.

The main risks arising from the Group's financial instruments are interest rate risk, credit risk and liquidity risk. The BOD reviews and approves the policies for managing these risks which are summarized below:

Interest Rate Risk

The Group's exposure to the risk of changes in market interest rates relates primarily to the Group's long-term debt. As of December 31, 2016 and 2015, the Group has minimal exposure to interest rate risk since the interest rates are fixed up to the date of maturity.

Credit Risk

It is the Group's policy to require all concerned related and/or third party to comply and undergo a credit verification process with emphasis on their capacity, character and willingness to pay. In addition, receivables are closely monitored so that exposure to bad debts is minimized. The Group deals only with legitimate parties. As to other financial assets of the Group like cash, the credit risk arises only in case of default of the counterparty and the maximum exposure is limited to the carrying amount of the instruments.

- a. Financial information on the Company's maximum exposure to credit risk as of December 31, 2016 and 2015, without considering the effects of collaterals and other risk mitigation techniques are presented below.

Particulars	2016	2015
Cash	₱ 23,330,123	₱ 15,719,137
Receivables	109,617,915	92,949,511
Refundable deposits	7,381,802	3,792,938
Total	₱ 140,329,840	₱ 112,461,586

- b. Credit quality per class of financial assets

Description of the credit quality grades used by the Company follows:

Financial assets -AFS investments

High grade - Counterparties that are consistently profitable, have strong fundamentals and pays out dividends.

Standard grade - Counterparties that recently turned profitable and have the potential of becoming a high-grade company. These counterparties have sound fundamentals.

Substandard grade - Counterparties that are not yet profitable, speculative in nature but have the potential to turn around fundamentally.

Loans and receivables

High grade - High probability of collection (the counterparty has the apparent ability to satisfy its obligation and the security on the receivables are readily enforceable).

Standard grade - Collections are probable due to the reputation and the financial ability of the counterparty to pay.

Substandard grade - The counterparty shows probability of impairment based on historical trends.

The tables below show credit quality by class of financial assets based on the Company's credit quality grades (gross of related allowance for credit losses).

The table below presents the credit quality of financial assets and an analysis of past due accounts.

	2016			
	Neither past due nor impaired		Past due but not impaired	Total
	High Grade	Standard Grade		
Loans and receivables:				
*Cash	₱ 22,405,026	₱ -	₱ -	₱ 22,405,026
Trade receivables	-	74,144,195	-	74,144,195
Other receivables	-	-	35,473,720	35,473,720
Total loans and receivables	22,405,026	74,144,195	35,473,720	132,022,941
Available for sale investment	4,829,385	-	-	4,829,385
Refundable deposit	7,381,802	-	-	7,381,802
Total	₱ 34,616,213	₱ 74,144,195	₱ 35,473,720	₱ 144,234,128

*Excludes cash on hand

	2015			
	Neither past due nor impaired		Past due but not impaired	Total
	High Grade	Standard Grade		
Loans and receivables:				
*Cash	₱ 15,578,137	₱ -	₱ -	₱ 15,578,137
Trade receivables	-	53,179,627	-	53,179,627
Other receivables	-	-	39,769,884	39,769,884
Total loans and receivables	<u>15,578,137</u>	<u>53,179,627</u>	<u>39,769,884</u>	<u>108,527,648</u>
Available for sale investment	4,973,085	-	-	4,973,085
Refundable deposit	<u>3,792,398</u>	-	-	<u>3,792,398</u>
Total	₱ <u>24,343,620</u>	₱ <u>53,179,627</u>	₱ <u>39,769,884</u>	₱ <u>117,293,131</u>

**Excludes cash on hand*

The credit quality of receivables is managed by the Group using internal credit quality ratings. High and medium grade accounts consist of receivables from debtors with good financial standing and with relatively low defaults. The Group constantly monitors the receivables from these customers in order to identify any adverse changes in credit quality. The allowance for doubtful accounts is provided for those receivables that have been identified as individually impaired.

Liquidity Risk

The Group's objective is to maintain a balance between flexibility and continuity of funding. However, because of the default on the payment of interest and principal amortizations on existing debts, the Group's access to funds has been limited to those of its related parties in the form of advances. Current working capital requirements will continue to be sourced from short-term loans and advances from related parties.

The table below shows the maturity profile of the financial assets and liabilities, based on its internal methodology that manages liquidity based on contractual undiscounted cash flows:

Particulars	2016			
	On Demand	Within 1 Year	More than 1 Year	Total
Financial Assets				
*Cash	₱ 22,405,026	₱ -	₱ -	₱ 22,405,026
Trade and other receivables	-	109,617,915	-	109,617,915
Refundable deposits	-	854,772	6,527,030	7,381,802
Subtotal	<u>22,405,026</u>	<u>110,472,687</u>	<u>6,527,030</u>	<u>139,404,743</u>
AFS investment	-	-	4,829,385	4,829,385
Total	<u>22,405,026</u>	<u>110,472,687</u>	<u>11,356,415</u>	<u>144,234,128</u>
Financial Liabilities				
Due to related parties	₱ -	₱ 35,716,601	₱ -	₱ 35,716,601
Accounts payable and accrued expenses	-	454,086,363	-	454,086,364
Total	<u>-</u>	<u>489,802,964</u>	<u>-</u>	<u>489,802,965</u>
Net Position	₱ <u>22,405,026</u>	₱ <u>(379,330,277)</u>	₱ <u>11,356,415</u>	₱ <u>(345,568,837)</u>

**Excludes cash on hand*

Particulars	2015			
	On Demand	Within 1 Year	More than 1 Year	Total
Financial Assets				
*Cash	₱ 15,578,137	₱ -	₱ -	₱ 15,578,137
Trade and other receivables	-	92,949,511	-	92,949,511
Refundable deposits	-	1,873,238	1,919,700	3,792,938
Subtotal	15,578,137	94,822,749	1,919,700	112,320,586
AFS investment	-	-	4,973,085	4,973,085
Total	15,578,137	94,822,749	6,892,785	117,293,671
Financial Liabilities				
Due to related parties	₱ -	₱ 33,028,378	₱ -	₱ 33,028,378
Accounts payable and accrued expenses	-	433,314,590	-	433,314,590
Total	-	466,342,968	-	466,342,968
Net Position	₱ 15,578,137	₱ (371,520,219)	₱ 6,892,785	₱ (349,049,297)

*Excludes cash on hand

NOTE 7 – CAPITAL MANAGEMENT

The primary objectives of the Group's capital management are to safeguard the ability of the entities in the Group to continue as a going concern and maximize shareholder value by maintaining the appropriate capital structure that supports the business objective of the entities. The BOD of the Group's entities has overall responsibility for monitoring capital in proportion to risk. The Group manages its capital structure and makes adjustments to it, in the light of changes in economic conditions, by issuing new shares and making adjustments on payments to related parties, existing debts and dividends to shareholders.

The Group is not subject to externally-imposed capital requirements.

The equity attributable to equity holders of the Parent Company less any reserves is shown in the table below.

Particulars	2016	2015
Capital stock	₱ 306,122,449	₱ 306,122,449
Additional paid-in-capital	3,571,923	3,571,923
Deficit	(234,043,783)	(235,129,970)
Total	₱ 75,650,589	₱ 74,564,402

NOTE 8 – FINANCIAL ASSETS AND LIABILITIES

The following table summarizes the carrying and fair values of the Group's financial assets and liabilities as of December 31, 2016 and 2015:

Particulars	2016		2015	
	Carrying Value	Fair Value	Carrying Value	Fair Value
Financial Assets:				
Cash	₱ 23,330,123	₱ 23,330,123	₱ 15,719,137	₱ 15,719,137
Receivables	109,617,915	109,617,915	92,949,511	92,949,511
AFS investments	4,829,385	4,829,385	4,973,085	4,973,085
Refundable deposits	7,381,802	7,381,802	3,792,938	3,792,938
Total	₱ 145,159,225	₱ 145,159,225	₱ 117,434,671	₱ 117,434,671

Particulars	2016		2015	
	Carrying Value	Fair Value	Carrying Value	Fair Value
Financial Liabilities:				
Accounts payable and accrued expenses	₱ 454,086,363	₱ 454,086,363	₱ 433,314,590	₱ 433,314,590
Due to related parties	<u>35,716,601</u>	<u>35,716,601</u>	<u>33,028,378</u>	<u>33,028,378</u>
Total	₱ <u>489,802,964</u>	₱ <u>489,802,964</u>	₱ <u>466,342,968</u>	₱ <u>466,342,968</u>

The following methods and assumptions were used to estimate the fair value of each class of financial instrument for which it is practicable to estimate such value:

Current Financial Assets and Liabilities

Due to the short-term nature of the transactions, the carrying values of cash, receivables, refundable deposits, accounts payable and accrued expenses, due to related parties and current portion of long-term debt approximate their fair values.

AFS Investments

The fair values of publicly traded instruments and similar investments are based on quoted bid prices. Unquoted AFS equity securities are carried at cost, subject to impairment.

Long-term Debt

The carrying value of the noncurrent portion of long-term debt approximates the fair value, which is determined to be the present value of future cash flows using the prevailing market rate as the discount rate.

Fair Value Hierarchy

The company uses the following hierarchy for determining and disclosing the fair value of financial instruments by valuation technique:

- Quoted prices in active markets for identical assets or liabilities (Level 1);
- Those involving inputs other than quoted prices included in Level 1 that are observable for the asset or liability, either directly (as prices) or indirectly (derived from prices) (Level 2); and
- Those with inputs for the asset or liability that are not based on observable market data (unobservable inputs) (Level 3).

The following table shows the company's financial assets carried at fair value:

Particulars	2016		2015	
	Level 1	Level 3	Level 1	Level 3
Assets measured at fair value				
Cash	₱ 23,330,123	₱ -	₱ 15,719,137	₱ -
Receivables	-	109,617,915	-	92,949,511
AFS investments	4,829,385	-	4,973,085	-
Refundable deposits	-	7,381,802	-	3,792,938
Total	₱ <u>28,159,508</u>	₱ <u>116,999,717</u>	₱ <u>20,692,222</u>	₱ <u>96,742,449</u>
Liabilities				
Accounts payable and accrued expenses	₱ -	₱ 454,086,363	₱ -	₱ 433,314,590
Due to related parties	-	<u>35,716,601</u>	-	<u>33,028,378</u>
Total	₱ -	₱ <u>489,802,964</u>	₱ -	₱ <u>466,342,968</u>

As of December 31, 2016 and 2015, the company does not have financial assets valued using Level 2 inputs. Also, there were no transfers made between each level.

NOTE 9 – CASH

As of December 31, the account consists of:

<u>Particulars</u>	<u>2016</u>	<u>2015</u>
Cash on hand	₱ 925,097	₱ 141,000
Cash in banks	<u>22,405,026</u>	<u>15,578,137</u>
Total	₱ <u>23,330,123</u>	₱ <u>15,719,137</u>

Cash in banks earn interest at the respective bank deposit rates. Interest income from banks amounted to ₱61,280 and ₱61,712 in 2016 and 2015, respectively.

NOTE 10 – RECEIVABLES, NET

As of December 31, the account consists of:

<u>Particulars</u>	<u>2016</u>	<u>2015</u>
Trade receivables	₱ 74,144,195	₱ 53,179,627
Due from related parties (Note 27)	5,383,891	5,716,471
Others receivables	36,651,130	37,226,033
Notes receivables	<u>143,865,021</u>	<u>143,865,021</u>
Subtotal	260,044,237	239,987,152
Less: Allowance for probable losses	<u>(150,426,323)</u>	<u>(147,037,641)</u>
Total	₱ <u>109,617,914</u>	₱ <u>92,949,511</u>

The notes receivable bear interest at 3.5% per annum and are payable in 365 days on demand, subject to renewal upon mutual consent. Notes receivable are considered impaired and covered with allowance for probable losses; accordingly, no interest income was recognized in 2016 and 2015.

Trade receivables are non-interest bearing and are generally on 30 to 60 days' credit terms.

Due from related parties are noninterest bearing and have no fixed repayment terms.

Other receivables pertain to advances subject for liquidation.

The movement in the allowance for probable losses are as follow:

<u>Particulars</u>	<u>2016</u>	<u>2015</u>
Balance at beginning of year	₱ 147,037,641	₱ 149,547,803
Provision for the year (Note 24)	3,714,664	4,998,463
Write-off during the year	<u>(325,982)</u>	<u>(7,508,625)</u>
Balance at end of year	₱ <u>150,426,323</u>	₱ <u>147,037,641</u>

NOTE 11 – OTHER CURRENT ASSETS, NET

As of December 31, the account consists of:

Particulars	2016	2015
Creditable withholding taxes	₱ 18,209,899	₱ 22,881,471
Input taxes	8,629,137	7,810,326
Prepayments and others	8,569,971	3,753,286
Refundable deposits	854,772	1,873,238
Subtotal	36,263,779	36,318,321
Less: Allowance for probable losses	(12,254,345)	(12,254,345)
Total	₱ 24,009,434	₱ 24,063,976

In 2015, the Group reversed the allowance for probable losses provided for in prior periods amounting to ₱1,873,136. Assessment made by the Group disclosed over sufficiency of the allowance for probable losses, which resulted to the write down made during the period.

The Group also recognized additional prepaid income tax in 2015 amounting to ₱2,112,008 arising from the prior period which was unrecognized in the books of the Parent Company.

NOTE 12 – ASSET HELD FOR SALE

Asset held for sale amounting to ₱415,410,450 as of December 31, 2016 and 2015, respectively, which constitutes 96% and 94%, respectively, of the Parent Company's total assets as of December 31, 2016 and 2015, represents advances to Polymax, the Parent Company's special purpose entity incorporated in British Virgin Islands solely for the purpose of acquiring the petrochemical plant of NPCA as discussed in Note 2.

On March 18 and September 20, 2006, Polymax's interest in NPCA of 40% and 20%, respectively, was sold. Thereafter, management decided to discontinue operations and ceased operating as a going concern. The remaining 40% interest of Polymax in NPCA, which is for sale, is valued at ₱900 million, which is the estimated recoverable amount from the sale of the investment. The realization of the Parent Company's advances to Polymax and the settlement of Polymax's past due liabilities related to the asset for sale, for which the Parent Company is jointly and severally liable, are dependent on whether sufficient cash flows can be generated from the sale of Polymax's remaining 20% interest in NPCA, which is for sale. In this regard and to ensure the recoverability of the Parent Company's advances to Polymax, the Parent Company's major stockholders issued a letter of comfort in favor of the Parent Company on September 30, 2014.

During 2014, 20% of the 40% remaining interest of Polymax in NPCA was sold. To reiterate assurance of the collectability of the Parent Company's advances to Polymax, a comfort letter dated April 10, 2015 was issued by the major stockholders of the Parent Company.

On December 16 and 22, 2015, the Company was able to collect advances from Polymax amounted to ₱300 million and ₱73 million, respectively.

Condensed unaudited financial information of Polymax as of December 31, 2016 and 2015 prepared on the liquidation basis of accounting is shown in the table below.

Particulars	2016	2015
Assets		
Cash and cash equivalents	₱ 130,966,060	₱ 130,966,060
Assets held for sale	347,720,000	347,720,000
Due from related parties	157,433,309	157,433,310
Total assets	636,119,369	636,119,370
Liabilities		
Liabilities related to asset held for sale	994,668,446	994,668,446
Due to Metro Alliance Holdings and Equities Corporation	415,410,450	415,410,450
Other payable	49,030,000	49,030,000
Total liabilities	1,459,108,896	1,459,108,896
Capital deficiency	₱ 822,989,527	₱ 822,989,526

Assets held for sale of Polymax pertains to the estimated recoverable value of Polymax's remaining 20% interest in NPCA.

Due from related parties of Polymax represents amount due from the Wellex group of companies.

Liabilities related to asset held for sale of Polymax pertain to past due liabilities, which were obtained to finance the purchase of 100% ownership interest in NPCA. The Parent Company is jointly and severally liable with Polymax with respect to these past due liabilities.

Polymax's share in the net loss of NPCA amounted to ₱172.4 million in 2016 and ₱208.2 million in 2015; however, this was not recognized in both years so that the carrying value of Polymax's investment in NPCA will not fall below its estimated recoverable value from sale of ₱450 million.

NOTE 13 – AVAILABLE-FOR-SALE-INVESTMENT
--

As of December 31, the account consists of:

Particulars	2016	2016
At acquisition cost	₱ 3,770,963	₱ 3,770,963
Cumulative fair value gain– in equity	<u>1,058,422</u>	<u>1,202,122</u>
Total	₱ <u>4,829,385</u>	₱ <u>4,973,085</u>

The investment in securities consists of investment in shares of stock of a publicly-listed company whose fair value is based on published prices on Philippine Stock Exchange.

The reconciliation of the carrying amounts of investments is as follows:

Particulars	2016	2015
Beginning balance	₱ 4,973,085	₱ 6,558,768
Additions	-	-
Fair value loss	<u>(143,700)</u>	<u>(1,585,683)</u>
Total	₱ <u>4,829,385</u>	₱ <u>4,973,085</u>

Movements in the net unrealized gain on available-for-sale financial assets are as follows:

Particulars	2016	2015
Beginning balance	₱ 1,202,122	₱ 2,787,805
Fair value loss	<u>(143,700)</u>	<u>(1,585,683)</u>
Total	₱ <u>1,058,422</u>	₱ <u>1,202,122</u>

The net unrealized gain on AFS investments are deferred and presented separately as AFS reserve under the equity section of the consolidated financial position.

NOTE 14 – PROPERTY AND EQUIPMENT, NET
--

As of December 31, 2016, this account consists of the following:

Particulars	Beginning Balances	Additions/ Provisions	Disposals/ Adjustments	Ending Balances
Cost:				
Leasehold improvements	₱ 1,549,117	114,424	-	₱ 1,663,541
Machinery and equipment	21,849,404	111,554	-	21,960,958
Office furniture, fixtures and equipment	13,574,317	499,012	-	14,073,329
Total	<u>36,972,838</u>	<u>724,990</u>	<u>-</u>	<u>37,697,828</u>
Accumulated depreciation:				
Leasehold improvements	1,196,763	156,281	-	1,353,044
Machinery and equipment	18,843,747	1,373,084	-	20,216,831
Office furniture, fixtures and equipment	13,179,479	312,389	-	13,491,868
Total	₱ <u>33,219,989</u>	<u>1,841,754</u>	<u>-</u>	₱ <u>35,061,743</u>
Net Book Value	₱ <u>3,752,849</u>			₱ <u>2,636,085</u>

As of December 31, 2015, this account consists of the following:

Particulars	Beginning Balances	Additions/ Provisions	Disposals/ Adjustments	Ending Balances
Cost:				
Leasehold improvements	₱ 1,276,476	272,640	-	₱ 1,549,116
Machinery and equipment	20,867,970	981,434	-	21,849,404
Office furniture, fixtures and equipment	13,222,799	351,518	-	13,574,317
Total	<u>35,367,245</u>	<u>1,605,592</u>	<u>-</u>	<u>36,972,837</u>
Accumulated depreciation:				
Leasehold improvements	1,110,817	85,946	-	1,196,763
Machinery and equipment	17,148,735	1,695,012	-	18,843,747
Office furniture, fixtures and equipment	12,055,378	1,124,102	-	13,179,480
Total	₱ <u>30,314,930</u>	<u>2,905,060</u>	<u>-</u>	₱ <u>33,219,990</u>
Net Book Value	₱ <u>5,052,315</u>			₱ <u>3,752,847</u>

Depreciation expense charged to operations for the year then ended December 31, 2014 amounted to ₱1,192,994 (see Note 22 and 24).

NOTE 15 – OTHER NON-CURRENT ASSETS, NET
--

As of December 31, this account is composed of the following:

	<u>2016</u>	<u>2015</u>
Refundable deposits – non-current portion	₱ 6,527,030	₱ 1,919,700
Intangible assets	<u>844,143</u>	<u>555,556</u>
Total	₱ <u>7,371,173</u>	₱ <u>2,475,256</u>

Intangible assets pertain to non-exclusive software license costs for use in MCLSI's warehouse management system.

The carrying amount of intangible assets as of December 31, 2016 is as follows:

Particulars	Beginning Balances	Additions/ Amortization	Disposals/ Adjustments	Ending Balances
Cost:				
Short messaging	₱ 135,135	-	-	₱ 135,135
Warehouse management system	1,309,910	-	-	1,309,910
Caerus accounting system	1,025,000	-	-	1,025,000
SAP Business one	-	933,000	-	933,000
Total	2,470,045	933,000	-	3,403,045
Accumulated depreciation:				
Short messaging	135,135	-	-	135,135
Warehouse management system	1,309,910	-	-	1,309,910
Caerus accounting system	469,444	292,857	(262,699)	1,025,000
SAP Business one	-	88,857	-	88,857
Total	₱ 1,914,489	381,714	(262,699)	₱ 2,558,902
Net Book Value	₱ 555,556			₱ 844,143

The carrying amount of intangible assets as of December 31, 2015 is as follows:

Particulars	Beginning Balances	Additions/ Amortization	Disposals/ Adjustments	Ending Balances
Cost:				
Short messaging	₱ 135,135	-	-	₱ 135,135
Warehouse management system	1,309,910	-	-	1,309,910
Caerus accounting system	900,000	125,000	-	1,025,000
Total	2,345,045	125,000	-	2,470,045
Accumulated depreciation:				
Short messaging	135,135	-	-	135,135
Warehouse management system	1,309,910	-	-	1,309,910
Caerus accounting system	150,000	319,444	-	469,444
Total	₱ 1,595,045	319,444	-	₱ 1,914,489
Net Book Value	₱ 750,000			₱ 555,556

During the year, the management decided to fully amortize the Caerus accounting system as the intangible assets is no longer functional. Impairment loss recognized amounted to ₱262,699 was presented as part of operating expenses in the statements of comprehensive income.

NOTE 16 – ACCOUNTS PAYABLE AND ACCRUED EXPENSES

Details of this account are as follows:

Particulars	2016	2015
Trade payables	₱ 71,525,568	₱ 54,402,417
Accrued expenses	360,831,742	344,595,697
Other liabilities	21,729,053	34,316,476
Total	₱ 454,086,363	₱ 433,314,590

Trade payables are noninterest bearing and have credit terms of 30 to 60 days.

Accrued expenses and other liabilities include provisions for liabilities arising in the ordinary conduct of business, which are either pending decision by government authorities or are being contested, the outcome of which is not presently determinable. In the opinion of management and its legal counsel, adequate provisions have been made to cover tax and other liabilities that may arise as a result of an adverse decision that may be rendered.

Provisions relate to pending claims jointly and severally against the Parent Company and Polymax and pending claims and tax assessment solely against the Parent Company. The information usually required by PAS 37, *Provisions, Contingent Liabilities and Contingent Assets*, is not disclosed as it may prejudice the outcome of the related claims and tax assessments.

Other liabilities mainly pertain to payable to government agencies.

NOTE 17 – DUE TO RELATED PARTIES

As of December 31, 2016, this account consists of:

Particulars	Beginning Balance	Additions	Payments/ Adjustments	Ending Balance
<i>Due to affiliates</i>				
Acesite (Phils.) Hotel Corporation	₱ 5,627,202	₱ -	₱ -	₱ 5,627,202
The Wellex Group, Inc. (TWGI)	31,472,501	2,965,023	-	34,437,524
Wellex Mining Corporation	225,000	-	-	225,000
PHES	28,000	-	28,000	-
Others	(4,574,325)	1,200	-	(4,573,125)
Subtotal	<u>32,778,378</u>	<u>2,966,223</u>	<u>28,000</u>	<u>35,716,601</u>
<i>Due to stockholders</i>				
Individuals	₱ 250,000	₱ -	₱ 250,000	₱ -
Total (Note 27)	₱ <u>33,028,378</u>	₱ <u>2,966,223</u>	₱ <u>278,000</u>	₱ <u>35,716,601</u>

As of December 31, 2015, this account consists of:

Particulars	Beginning Balance	Additions	Payments/ Adjustments	Ending Balance
<i>Due to affiliate</i>				
Acesite	₱ 6,239,732	₱ -	₱ 612,530	₱ 5,627,202
The Wellex Group, Inc. (TWGI)	22,491,483	8,981,018	-	31,472,501
Wellex Mining Corporation	225,000	-	-	225,000
PHES	28,000	-	-	28,000
Waterfront Philippines, Inc. (WPI)	369,206,119	-	369,206,119	-
Others	(4,631,464)	-	(57,139)	(4,574,325)
Subtotal	₱ <u>393,558,870</u>	₱ <u>8,981,018</u>	₱ <u>369,761,510</u>	₱ <u>32,778,378</u>
<i>Due to stockholders</i>				
Individuals	₱ 500,000	₱ -	₱ 250,000	₱ 250,000
Total (Note 27)	₱ <u>394,058,870</u>	₱ <u>8,981,018</u>	₱ <u>370,011,510</u>	₱ <u>33,028,378</u>

The amounts due to related parties pertain to unsecured and noninterest bearing advances provided to the Parent Company to finance its working capital requirements, capital expenditures, Petrochemical Project support and for other investments and have no definite repayment terms.

Due to WPI pertains to interest bearing advances to the Parent Company to support its working capital requirements and Petrochemical Project. These advances bear 2% interest per annum.

NOTE 18 – INCOME TAXES

a. The components of the Group's provision for (benefit from) income tax are as follows:

Particulars	<u>2016</u>	<u>2015</u>	<u>2014</u>
NCIT	₱ <u>7,481,150</u>	₱ <u>3,003,941</u>	₱ <u>2,962,218</u>
Current tax expense	<u>7,481,150</u>	3,003,941	2,962,218
Deferred tax expense (benefit)	<u>(3,403,620)</u>	<u>1,355,754</u>	<u>(163,664)</u>
Aggregate tax expense	₱ <u><u>4,077,530</u></u>	₱ <u><u>4,359,695</u></u>	₱ <u><u>2,798,554</u></u>

b. The reconciliation of the provision for (benefit from) income tax loss computed at the statutory tax rate with the provision for (benefit from) income tax shown in the consolidated statements of comprehensive income is as follows:

Particulars	<u>2016</u>	<u>2015</u>	<u>2014</u>
Provision for (benefit from) income tax loss at statutory tax rate	₱ <u>3,974,057</u>	₱ 3,020,103	₱ 2,803,094
Tax effects of:			
Trade receivables written off	<u>97,795</u>	-	-
Nondeductible interest and other expenses	<u>22,187</u>	-	4,786
Change in unrecognized deferred tax assets	-	1,355,754	-
Interest and dividends	<u>(16,509)</u>	<u>(16,162)</u>	<u>(9,326)</u>
	₱ <u><u>4,077,530</u></u>	₱ <u><u>4,359,695</u></u>	₱ <u><u>2,798,554</u></u>

c. The components of MCLSI's net deferred tax assets are the tax effects of the following:

Particulars	<u>2016</u>	<u>2015</u>	<u>2014</u>
Deferred tax assets:			
Allowance for probable losses	₱ <u>1,587,461</u>	₱ 570,857	₱ 2,870,201
Accrued retirement benefits costs	<u>1,560,033</u>	2,392,914	1,380,540
Unrealized foreign exchange loss	<u>1,299,807</u>	912,809	523,084
Accrued rent	<u>776,247</u>	-	-
NOLCO	<u>718,221</u>	<u>203,631</u>	-
	<u>5,941,769</u>	4,080,211	4,773,825
Deferred tax liability	<u>(1,432)</u>	-	<u>(347)</u>
Net deferred tax assets	₱ <u><u>5,940,337</u></u>	₱ <u><u>4,080,211</u></u>	₱ <u><u>4,773,478</u></u>

d. Deferred tax assets of the Parent Company and its non-operating subsidiaries amounting to ₱54,006,033, ₱52,575,279 and ₱51,540,715 as of December 31, 2016, 2015 and 2014, respectively, pertaining to the items shown below, have not been recognized as management believes that the Parent Company and its non-operating subsidiaries may not have sufficient taxable profits or tax liabilities against which these deferred tax assets may be utilized.

Particulars	<u>2016</u>	<u>2015</u>	<u>2014</u>
Allowance for probable losses	₱ <u>157,389,131</u>	₱ 154,493,914	₱ 149,547,803
NOLCO	<u>20,227,415</u>	19,787,331	21,284,895
Accrued retirement benefits costs	<u>969,685</u>	<u>969,685</u>	<u>969,685</u>
Total	₱ <u><u>180,020,111</u></u>	₱ <u><u>175,250,930</u></u>	₱ <u><u>171,802,383</u></u>

The NOLCO can be claimed as deduction from regular taxable income as follows:

<u>Year incurred</u>	<u>Amount</u>	<u>Applied</u>	<u>Expired</u>	<u>Balance</u>	<u>Expiry date</u>
2016	₱ 3,387,063	₱ -	₱ -	₱ 3,387,063	2019
2015	293,045	-	-	293,045	2018
2014	16,547,307	-	-	16,547,307	2017
2013	2,946,979	-	2,946,979	-	2016
2012	<u>1,790,609</u>	<u>-</u>	<u>1,790,609</u>	<u>-</u>	2015
Total	₱ <u>24,965,003</u>	₱ <u>-</u>	₱ <u>4,737,588</u>	₱ <u>20,227,415</u>	

NOTE 19 – CAPITAL STOCK

a. The Group's capital stock as of December 31, 2016 and 2015 consists of the following common shares:

<u>Particulars</u>	<u>2016</u>	<u>2015</u>
Class "A" – ₱1 par value		
Authorized – 720,000,000 shares with par value of ₱1	₱ <u>720,000,000</u>	₱ <u>720,000,000</u>
Issued and outstanding – 183,673,470 shares with par value of ₱1	₱ <u>183,673,470</u>	₱ <u>183,673,470</u>
Number of equity holders	<u>629</u>	<u>632</u>
Class "B" – P1 par value		
Authorized – 480,000,000 shares with par value of ₱1	₱ <u>480,000,000</u>	₱ <u>480,000,000</u>
Issued and outstanding – 122,448,979 shares with par value of ₱1	₱ <u>122,448,979</u>	₱ <u>122,448,979</u>
Number of equity holders	<u>404</u>	<u>403</u>
Additional Paid-in Capital	₱ <u>3,571,923</u>	₱ <u>3,571,923</u>

The two classes of common shares are identical in all respects, except that Class "A" shares are restricted to Philippine nationals and the total number of Class "B" shares is limited to two-thirds of the total outstanding Class "A" shares.

b. On July 25, 2003, the Parent Company's stockholders approved the increase in authorized capital stock from ₱1.2 billion consisting of 1.2 billion shares to ₱5 billion consisting of 5 billion shares, both with par value of ₱1 per share. The increase did not push through because of dispute in the acquisition of the Petrochemical Project, which was finally settled in 2013 as discussed in Note 2. After final settlement of the dispute, the Parent Company's management has decided to pursue the said increase in authorized capital stock of the Parent Company.

NOTE 20 – CUMULATIVE DEFICIT

This account consists of cumulative balance of periodic earnings and prior period adjustments, if any.

As of December 31, the account consists of the following:

Particulars	2016	2015	2014
Cumulative deficit, beginning	₱ (235,129,970)	₱ (236,473,668)	₱ (220,699,718)
Prior period adjustment (Note 30)	(203,348)	2,112,009	-
Other adjustments	-	-	(2,569,558)
Cumulative deficit, as adjusted	(235,333,318)	(234,361,659)	(223,269,276)
Net income (loss) based on the face of AFS	9,240,052	(1,800,361)	(9,576,456)
Add: Non-actual gain/unrealized loss			-
Unrealized loss (gain) on re-measurement of AFS	143,700	1,585,683	(425,755)
Remeasurement loss (gain) on retirement plan	(3,601,487)	2,208,287	-
Less: Non-controlling interest in net income	(4,492,730)	(2,761,920)	(3,202,181)
Net income (loss) actual/realized	1,289,535	(768,311)	(13,204,392)
Cumulative deficit, end	₱ (234,043,783)	₱ (235,129,970)	₱ (236,473,668)

NOTE 21 – SALE OF SERVICES

For the years ended December 31, 2016, 2015 and 2014, the account comprises of sale of services amounting to ₱180,131,350, ₱143,344,326 and ₱127,689,577, respectively.

NOTE 22 – COST OF SERVICES

As of the years ended December 31, the account consists of:

Particulars	2016	2015	2014
Personnel costs	₱ 54,002,689	₱ 43,497,407	₱ 35,659,774
Transportation and travel	37,890,301	37,139,315	26,966,919
Rent and utilities (Note 28)	32,463,709	16,182,835	12,073,142
Outside services	8,477,422	11,343,859	9,143,490
Security services	3,406,357	1,785,538	1,383,389
Depreciation and amortization (Note 14)	1,716,811	2,777,995	681,400
Communication and office supplies	931,949	1,715,268	1,529,346
Repairs and maintenance	440,400	326,178	188,287
Others	1,679,337	5,426,425	14,479,788
Total	₱ 141,008,975	₱ 120,194,820	₱ 102,105,535

NOTE 23 – OTHER INCOME

As of the years ended December 31, the account consists of:

Particulars	2016	2015	2014
Interest income	₱ 61,280	₱ 61,712	₱ 34,799
Dividend income	15,715	500	500
Other income	<u>153,847</u>	<u>16,304,568</u>	<u>408,830</u>
Total	₱ <u>230,842</u>	₱ <u>16,366,780</u>	₱ <u>444,129</u>

Other income of ₱16,304,568 in 2015 pertains to income arising from condoned liability.

NOTE 24 – EXPENSES

As of the years ended December 31, the account consists of:

Particulars	2016	2015	2014
Personnel costs	₱ 12,469,111	₱ 8,783,940	₱ 8,778,872
Provision for probable losses (Notes 10 and 11)	3,714,664	4,998,463	443,358
Entertainment	2,693,636	1,211,293	4,911,075
Professional fees	2,052,704	1,808,260	2,319,430
Taxes and licenses	1,489,725	1,047,827	1,251,432
Rent and utilities	1,376,872	1,194,341	1,035,060
Communication and supplies	1,344,195	848,860	726,029
Impairment loss (Note 10 and 11)	546,124	208,204	-
Transportation and travel	482,736	713,561	659,475
Amortization of intangible assets (Note 15)	381,714	319,444	150,000
Depreciation (Note 14)	124,943	127,065	511,594
Insurance	24,676	14,823	-
Others	<u>2,792,322</u>	<u>4,754,010</u>	<u>5,237,702</u>
Total	₱ <u>29,493,422</u>	₱ <u>26,030,091</u>	₱ <u>26,024,027</u>

NOTE 25 – FINANCE COST

For the years ended December 31, 2016, 2015 and 2014, the account comprises of interest expense amounting to NIL, ₱7,132,891 and ₱7,207,800, respectively.

NOTE 26 – RETIREMENT BENEFITS COSTS

The Parent Company has an unfunded, non-contributory defined benefit retirement plan providing retirement benefits to its regular employee. MCLSI has a funded, non-contributory defined benefit requirement plan providing retirement benefits to all its regular employees. An independent actuary, using the projected unit credit method, conducts an actuarial valuation of MCLSI's fund. The accrued actuarial liability is determined according to the plan formula taking into account the years of service rendered and compensation of covered employees as of valuation date.

The following tables summarize the components of net retirement expense recognized in the consolidated statement of comprehensive income and the funding status and amounts recognized in the consolidated balance sheet.

The components of retirement expense which were charged to operations are as follows:

Particulars	2016	2015	2014
Current service cost	₱ 2,032,099	₱ 1,240,016	₱ -
Interest cost	<u>336,611</u>	<u>265,985</u>	<u>-</u>
Total retirement expense	₱ <u>2,368,710</u>	₱ <u>1,506,001</u>	₱ <u>-</u>

The details of the retirement obligation recognized in the consolidated balance sheets are as follows:

Particulars	2016	2015	2014
Present value of benefit obligation	₱ 6,255,525	₱ 9,030,323	₱ 5,652,947
Fair value of plan assets	<u>(85,731)</u>	<u>(84,258)</u>	<u>(81,458)</u>
Liability recognized in the balance sheet	₱ <u>6,169,794</u>	₱ <u>8,946,065</u>	₱ <u>5,571,489</u>

The changes in present value of retirement obligation are as follows:

Particulars	2016	2015	2014
Present value of obligation at beginning of year	₱ 9,030,323	₱ 5,652,947	₱ 5,652,947
Current service cost	2,032,099	1,240,016	-
Interest cost on benefit obligation	403,984	270,693	-
Actuarial gain	(5,210,881)	2,338,879	-
Benefits paid	<u>-</u>	<u>(472,212)</u>	<u>-</u>
Present value of obligation at end of year	₱ <u>6,255,525</u>	₱ <u>9,030,323</u>	₱ <u>5,652,947</u>

The changes in the fair value of plan assets and actual return on plan assets are as follows:

Particulars	2016	2015	2014
Fair value of plan assets at beginning of year	₱ 84,258	₱ 81,458	₱ 81,458
Expected return on plan assets	67,373	4,708	-
Actuarial gain (loss) on plan assets	(65,900)	130,592	-
Benefits paid	<u>-</u>	<u>(132,500)</u>	<u>-</u>
Fair value of plan assets at end of year	₱ <u>85,731</u>	₱ <u>84,258</u>	₱ <u>81,458</u>

Movements in the net liability recognized in the current period are as follows:

Particulars	2016	2015	2014
Liability recognized at beginning of the year	₱ 8,946,065	₱ 5,571,489	₱ 5,571,489
Retirement expense	2,368,710	1,506,001	-
Other comprehensive income (loss)	(5,144,981)	2,208,287	-
Benefits paid	<u>-</u>	<u>(339,712)</u>	<u>-</u>
Liability recognized at end of the year	₱ <u>6,169,794</u>	₱ <u>8,946,065</u>	₱ <u>5,571,489</u>

The movement in the recognized actuarial gain in the financial positions over the year is as follows:

Particulars	2016	2015	2014
Retirement benefits costs – OCI, beginning	₱ 2,393,679	₱ 4,601,966	₱ 6,574,237
Actuarial gain recognized	5,144,981	(2,208,287)	-
Deferred tax	<u>(1,543,494)</u>	<u>-</u>	<u>(1,972,271)</u>
Retirement benefits costs – OCI, ending	₱ 5,995,166	₱ 2,393,679	₱ 4,601,966
Percentage of ownership	<u>51%</u>	<u>51%</u>	<u>51%</u>
Equity holders of parent	₱ <u>3,057,535</u>	₱ <u>1,220,777</u>	₱ <u>2,347,003</u>

The major categories of plan assets are as follows:

Particulars	2016	2015	2014
Cash and cash equivalents	₱ 812	₱ 1,543	₱ 2,076
Investment in Unit Investment Trust Funds	<u>84,919</u>	<u>82,715</u>	<u>79,382</u>
Total	₱ <u>85,731</u>	₱ <u>84,258</u>	₱ <u>81,458</u>

The assumptions used to determine retirement benefits costs for the years ended December 31 are as follows:

Particulars	2016	2015	2014
Discount rate	5.37%	5.08%	-
Salary increase rate	2.00%	5%	-

The expected rate of return on plan assets assumed at a range of 5% to 6% was based on a reputable fund trustee's indicative yield rate for a risk portfolio similar to that of the fund with consideration of the funds' past performance.

A quantitative sensitivity analysis for significant assumption as at December 31, 2016 is as shown below:

	Sensitivity Level			
	1% Increase		1% Decrease	
	In %	Amount	In %	Amount
Impact on Net Defined Benefit Obligation				
Discount rate	6.37%	4,812,747	4.37%	5,841,852
Future salary increases	3.00%	5,895,746	1.00%	4,759,660

The sensitivity analyses above have been determined based on a method that extrapolates the impact on net defined benefit obligation as a result of reasonable changes in key assumptions occurring at the end of the reporting period. The discount rate and the future salary increase rate assumed was 5.37% and 2.00%, respectively.

The average duration of the defined plan obligation at the end of the reporting period is 18.30 years, 24.91 years and 21.12 years in 2016, 2015 and 2014, respectively.

NOTE 27 - RELATED PARTY TRANSACTIONS

a. Due from/to related parties

The amounts due from related parties included under receivables are unsecured and noninterest bearing advances, which have no definite repayment terms.

The amounts due to related parties pertain to advances provided to the Parent Company to finance its working capital requirements, capital expenditures, Petrochemical Project support and for other investments and have no definite repayment terms. These are unsecured and noninterest bearing, except the liability to WPI, which is interest bearing but the related finance charges are being charged to Polymax, since the corresponding liability were obtained in relation to the Petrochemical Project.

b. Payables for shared operating expenses

On November 30, 2011, Gulf Agency Company Holdings (BV) and the Parent Company executed a Deed of Assignment in which the former offered to assign, transfer, cede and convey to the latter all its rights, title and interests in and to its shares, and the latter has accepted the offer. Accordingly, the former's shares were cancelled on May 7, 2012.

In accordance with the Deed of Assignment, it is agreed that the outstanding liabilities of MCLSI with Gulf Agency Company Holdings (BV) referred to in the Memorandum of Agreement dated November 30, 2011 will be honored and paid, should the latter's shares be sold to other persons.

c. Compensation of key management personnel follows:

<u>Particulars</u>	<u>2016</u>	<u>2015</u>
Short-term employee benefits	₱ <u>9,220,800</u>	₱ <u>8,655,149</u>

There are no agreements between the Group and any of its directors and key officers providing for benefits upon termination of employment, except for such benefits to which they may be entitled under their respective entity's retirement plan.

d. The related amounts applicable to the Group's transactions with related parties as of December 31, 2016 are as follows:

Particulars	Relationship	Beginning Balance	Additions	Collections / Payments	Ending Balance	Nature, Terms and Conditions	Nature of consideration to be provided in settlement
Due from related parties:							
The Wellex Group, Inc.	Affiliate	₱ 5,416,174	₱ -	₱ 82,580	₱ 5,333,594	Non-interest bearing and unsecured borrowing	Cash collection
Others	Affiliate	50,297	-	-	50,297	Non-interest bearing and unsecured borrowing	Offsetting of accounts
Total (Note 10)		₱ 5,466,471	₱ -	₱ 82,580	₱ 5,383,891		
Advances (Asset held for Sale):							
Polymax (Note 12)	Special purpose entity	₱ 415,410,450	₱ -	₱ -	₱ 415,410,450	Represents 20% investment share in NPCA	Cash collection
Due to related parties:							
Acesite (Phils.) Hotel Corporation	Affiliate	₱ 5,627,202	₱ -	₱ -	₱ 5,627,202	Non-interest bearing and unsecured borrowing	Cash settlement
Wellex Mining Corp.	Affiliate	225,000	-	-	225,000	Non-interest bearing and unsecured borrowing	Cash settlement
The Wellex Group, Inc.	Affiliate	31,472,501	2,965,023	-	34,437,524	Funding for working capital requirements	Cash settlement
Philippine Estate Corp.	Affiliate	28,000	-	28,000	-	Non-interest bearing and unsecured borrowing	Cash settlement
Individuals	Stockholders	250,000	-	250,000	-	Non-interest bearing and unsecured borrowing	Cash settlement
Others	Affiliate	(4,574,325)	1,200	-	(4,573,125)	Non-interest bearing and unsecured borrowing	Offsetting of accounts
Total (Note 17)		₱ 33,028,378	₱ 2,966,223	₱ 278,000	₱ 35,716,601		

The related amounts applicable to the Group's transactions with related parties as of December 31, 2015 are as follows:

Particulars	Relationship	Beginning Balance	Additions	Collections/ Payments	Ending Balance	Nature, Terms and Conditions	Nature of consideration to be provided in settlement
Due from related parties:							
The Wellex Group, Inc.	Affiliate	₱ 5,416,174	₱ -	₱ -	₱ 5,416,174	Non-interest bearing and unsecured borrowing	Cash collection
Others	Affiliate	5,559,062	-	5,258,765	300,297	Non-interest bearing and unsecured borrowing	Offsetting of accounts
Total (Note 10)		₱ 10,975,236	₱ -	₱ 5,258,765	₱ 5,716,471		
Advances (Asset held for Sale):							
Polymax (Note 12)	Special purpose entity	₱ 788,662,261	₱ -	₱ 373,251,811	₱ 415,410,450	Represents 20% investment share in NPCA	Cash collection
Due to related parties:							
Acesite (Phils.) Hotel Corporation	Affiliate	₱ 6,239,732	₱ -	₱ 612,530	₱ 5,627,202	Non-interest bearing and unsecured borrowing	Cash settlement
Wellex Mining Corp.	Affiliate	225,000	-	-	225,000	Non-interest bearing and unsecured borrowing	Cash settlement
The Wellex Group, Inc.	Affiliate	22,491,483	8,981,018	-	31,472,501	Funding for working capital requirements	Cash settlement
Philippine Estate Corp.	Affiliate	28,000	-	-	28,000	Non-interest bearing and unsecured borrowing	Cash settlement
Waterfront Philippines, Inc. (WPI)	Affiliate	369,206,119	-	369,206,119	-	Non-interest bearing and unsecured borrowing	Cash settlement
Individuals	Stockholders	500,000	-	250,000	250,000	Non-interest bearing and unsecured borrowing	Cash settlement
Others	Affiliate	(4,631,464)	57,139	-	(4,574,325)	Non-interest bearing and unsecured borrowing	Offsetting of accounts
Total (Note 17)		₱ 394,058,870	₱ 9,038,157	₱ 370,068,649	₱ 33,028,378		

Due to WPI pertains to interest bearing advances to the Parent Company to support its working capital requirements and Petrochemical Project. These advances bear 2% interest per annum.

In 2015, the Parent Company was able to collect advances from Polymax Worldwide, Limited. The collections were used to settle its long outstanding liability to WPI with a principal balance of ₱365,933,148 and accrued finance charges of ₱7,132,891 at a discount of ₱17,482,601, inclusive of VAT. This discount was recognized as Company's other income arising from a condoned liability in its books.

In 2016, the Parent Company was not able to collect advances from Polymax Worldwide, Limited.

NOTE 28 – LEASE AGREEMENT

As of December 31, 2016, 2015 and 2014, the Parent Company and MCLSI, operating subsidiary, has several agreements with various entities for lease of commercial space and offices. The future lease liabilities on these agreements are presented as follows:

Particulars	2016	2015	2014
Within one year	₱ 28,381,332	₱ 9,644,726	₱ 3,841,020
After one year but not more than five years	37,191,170	15,047,381	1,586,340
Total	₱ <u>65,572,502</u>	₱ <u>24,692,107</u>	₱ <u>5,427,360</u>

Rentals incurred during the year on the above leases are recognized as follows:

Particulars	2016	2015	2014
Cost of services	₱ 31,563,965	₱ 16,182,835	₱ 12,073,142
Operating expense	1,171,800	1,008,000	1,033,661
Total	₱ <u>32,735,765</u>	₱ <u>17,190,835</u>	₱ <u>13,106,803</u>

28.1 Office space

- a) The Parent Company entered into an operating lease agreement with The Wellex Group, Inc. for a business space in the 35th floor of One Corporate Centre, Dona Julia Vargas cor. Meralco Ave., Ortigas Center Pasig City. The term of the lease is from May 1, 2014 until April 30, 2016 and shall be renewable for another period of two (2) years with adjustments in the rental rates as agreed by the parties. Monthly rental for the leased premises amounts to ₱21,000, exclusive of VAT.

In May 2016, the Parent Company renewed its lease contract for another two (2) years with no changes in the terms of the agreement.

- b) During the year, MCLSI renewed the lease contract for its office space. The term of the contract is (1) year commencing of February 1, 2017 and ending on January 31, 2018, renewable subject to the terms and conditions as may be mutually agreed upon. Monthly rental payments amounted to ₱71,150.

28.2 Warehouses

- a) MCLSI entered in lease contract for a warehouse and office building located at warehouse #6 along E. Rodriguez St., Tunasan, Muntinlupa City. The lease term is for a period of two (2) years commencing on April 14, 2014 until April 14, 2016 with monthly rental payments of ₱233,835. The contract was renewed on February 12, 2016 for another 2 years commencing on April 15, 2016 and expiring on April 14, 2018 with a new monthly rental amounted to ₱257,219. Rental deposits paid amounted to ₱771,655. equivalent to three (3) months rental to answer for any of its obligations and to be refunded upon the expiration of lease term after the termination of the contact.
- b) MCLSI entered into a new lease contract for a warehouse, and parking and open space located at 21st St Golden Mile Business Park, Brgy, Maduya Carmona, Cavite. The lease term is for a period of three (3) years commencing on November 3, 2015 until November 2, 2018 with monthly rental payments of ₱330,691.20. Rental deposits amounted to ₱981,764 equivalent to three (3) months rental to answer for any of its obligation and to be refunded upon the expiration of the contract.
- c) MCLSI entered into another lease contract for warehouse, and parking and open space located at 21st Golden Mile Business Park, Brgy. Maduya Carmona, Cavite. The lease term is also for three (3) years commencing on October 12, 2015 until October 11, 2018 with monthly rental payments of ₱350,162.40. Rental deposits amounted to ₱927,171 equivalent to three (3) months rental to answer for any of its obligation and also to be refunded upon the termination of the lease contract.

- d) MCLSI entered into a new lease contract for a warehouse, and parking and open space located at 21st St Golden Mile Business Park, Brgy. Maduya Carmona, Cavite with a covered area of 1,965 sqm. The lease term is for a period of three (3) years commencing on October 16, 2016 and automatically terminating on October 15, 2019 with monthly rental payments of ₱336,408. A 5% escalation will start on the third year. Rental deposits amounted to ₱943,200 and to be refunded upon the expiration of the contract.
- e) MCLSI entered into a new lease contract for a warehouse, and parking and open space located at 21st St Golden Mile Business Park, Brgy. Maduya Carmona, Cavite with a covered area of 1,877sqm. The lease term is for a period of three (3) years commencing on November 7, 2016 and automatically terminating on November 6, 2019 with monthly rental payments of P321,342. A 5% escalation will start on the third year. Rental deposits paid amounted to ₱900,960 to answer for any of its obligation and to be refunded upon the expiration of the contract.
- f) MCLSI entered into a new lease contract for a warehouse, and parking and open space located at Block 8 Lot 10, Golden Mile Business Park, Brgy. Maduya Carmona, Cavite with a covered area of 2,522 sqm and open area of 1,045 sqm. The lease term is for a period of three (3) years commencing on March 1, 2016 and automatically terminating on February 29, 2019 with monthly rental payments of P390,611 for the first two years and P411,170 for the third year. Rental deposits paid amounted to ₱1,046,280 to answer for any of its obligation and to be refunded upon the expiration of the contract.
- g) MCLSI entered into a new lease contract for a warehouse, and parking and open space located at Elisco Street, Brgy. Kalawan, Pasig City, with a covered area of 2,460 sqm and open area of 1,196 sqm. The lease term is for a period of three (3) years commencing on November 26, 2016 and expiring on the midnight of November 25, 2019 with monthly rental payments of ₱511,460 with an escalation of 7% starting on the second year. Upon execution of the contract, the Company had paid three months' advance rental amounted to ₱1,534,380 and another two months' security deposit amounted to ₱956,000.

NOTE 29 – LOGISTICS AGREEMENT

MCLSI has agreements with principals to provide logistics operations services, specifically warehousing and managing delivery of the principals' products to their key accounts and sub-distributors nationwide. Under the terms of these agreements, the principals shall pay MCLSI the agreed monthly fees plus reimbursement of certain warehouse expenses.

NOTE 30 – PRIOR PERIOD ADJUSTMENT

During the year, the Group's current year's operations were restated to recognize the adjustment on the cumulative deficit which represents unrecognized prior year's excess tax credits amounting to ₱203,348.

<u>Accounts</u>	<u>Beginning Balance as of January 1, 2016</u>	<u>Adjustments/ Corrections</u>	<u>Adjusted Beginning Balance</u>
Cumulative deficit	(235,129,968)	(203,348)	(235,333,316)

In 2015, the Parent Company's current year's operations were adjusted to reflect the prior year's excess tax credits which was unrecognized in the books amounting to ₱2,112,009.

<u>Accounts</u>	<u>Beginning Balance as of January 1, 2015</u>	<u>Adjustments/ Corrections</u>	<u>Adjusted Beginning Balance</u>
Prepaid income tax	-	2,112,009	2,112,009
Cumulative deficit	(86,281,892)	2,112,009	(84,169,883)

NOTE 31 – BASIC INCOME (LOSS) PER SHARE

The following table presents the information necessary to compute the basic loss per share attributable to equity holders of the Parent Company:

Particulars	2016	2015
Net income loss attributable to equity holders of the Parent Company	₱ 1,289,535	₱ (768,311)
Weighted average number of common shares	<u>306,122,449</u>	<u>306,122,449</u>
Basic Income (Loss) Per Share	<u>₱ 0.004</u>	<u>₱ (0.003)</u>

NOTE 32 – OTHER MATTERS

As of December 31, 2016, the Company has the following legal cases:

- a. On July 5, 2002, the Parent Company received a decision from the Court of Tax Appeals (CTA) denying the Parent Company's Petition for Review and ordering the payment of ₱83.8 million for withholding tax assessments for the taxable years 1989 to 1991. The Parent Company filed a Motion for Reconsideration on July 31, 2002 but this was subsequently denied by the CTA. A Petition for Review was filed with the CTA on November 8, 2002, which was also denied by the CTA. The Parent Company then appealed the decision of the CTA to the Court of Appeals (CA), which likewise denied the appeal and upheld the assessment against the Parent Company. The Parent Company, through its legal counsel, filed a Motion for Reconsideration with the CA in December 2003.

On July 9, 2004, the Parent Company received the CA resolution denying the Motion for Reconsideration. On July 22, 2004, the Parent Company filed with the CA a Motion for Extension of time to file an appeal to the Supreme Court (SC). On August 20, 2004, the Parent Company filed said appeal. On October 20, 2004, the Parent Company received the resolution of the SC denying its Petition for Review for lack of reversible error. The Parent Company filed a Motion for Reconsideration. On January 10, 2005, the SC issued an Order stating that it found no ground to sustain the Parent Company's appeal and dismissed the Parent Company's petition with finality.

On April 26, 2006, the Parent Company filed a Petition for Review before the CTA en banc. On March 7, 2007, the CTA en banc dismissed the Petition for lack of merit. The CTA en banc affirmed the CTA's decision granting the Motion for Issuance of Writ of Execution filed by the Commissioner of Internal Revenue. As of December 31, 2016, the Parent Company has not received any order of Execution relative to this case. Accordingly, the related obligation is not currently determinable. Management believes, however, that the ultimate outcome of the case will not have a material effect on the Parent Company financial statements.

- b. On September 14, 2005, the Parent Company and a third party filed a civil action against a local bank for the imminent extra-judicial foreclosure of the properties of the third party which are used as real estate mortgage for additional loans from the local bank amounting to ₱42 million, which the Parent Company maintains has never been received.

On October 6, 2005, the Regional Trial Court (RTC) of Tagaytay City issued and granted the Writ of Preliminary Injunction (first injunction). As of December 31, 2016, the case is still pending with the same court. Trial on the merits of the case was already started in 2015 after the Parent Company, through its counsel, filed an Amended Complaint with an Urgent Application for the Issuance of Writ of Preliminary Injunction after the first injunction was nullified by the Court of Appeals and affirmed by the SC. The case is currently back to the same court for trial hearings under new acting Judge with the Parent Company's legal counsel already presented witnesses. Series of trial hearings are set for the month of April and May 2016 for evidence presentation.

As of December 31, 2016, the case is pending resolution with the Regional Court of Tagaytay, Branch 18 SCA# TG-05-2519. The Parent Company was able to get the formal trial started and on-going. The Parent Company's most important move was the presentation of a very competent real estate appraiser, realtor, Cesar

Santos, who was able to successfully defend in court his ₱811.6M valuation of the foreclosed Tagaytay properties. Trial hearings are on-going and it is now defendant Bank's turn to adduce evidence. Plaintiffs have closed their evidence presentation wherein all offered evidences were admitted, over the objections of defendant Bank. At the last hearing held on December 6, 2016, defendant Bank's star witness was subjected to Plaintiff's counsel cross examination wherein they obtained many damaging admissions against the Bank. Plaintiff's counsel's cross examination will resume at trial hearing set for April 25, 2017.

The Parent Company and its legal counsel are positive that the court will sustain their position.

- c. There are also other pending legal cases against the Parent Company and certain subsidiaries. Based on the facts of these cases, management of the Parent Company and certain subsidiaries believes that their positions have legal merits and the resolution thereof will not materially affect the Company's financial position and result of operations.

METRO ALLIANCE HOLDINGS AND EQUITIES CORPORATION AND SUBSIDIARIES
INDEX TO THE CONSOLIDATED FINANCIAL STATEMENTS AND
SUPPLEMENTAL SCHEDULES

I	Supplemental schedules required by Annex 68-E	
A	Financial Assets	<u>Attached</u>
	Amounts receivables from directors, officers, employees, related parties and principal stockholders (other than related parties)	<u>Attached</u>
B	Amounts receivables and payable from/to related parties which are eliminated during consolidation process of financial statements	<u>Attached</u>
C	Intangible assets - other asset	<u>Attached</u>
D	Long-term debt	<u>Attached</u>
E	Indebtedness to related parties (Long-term loans from related parties)	<u>Not applicable</u>
F	Guarantees of securities of other issuers	<u>Not applicable</u>
G	Capital Stock	<u>Attached</u>
H		
II	Schedule of all the effective standards and interpretations	<u>Attached</u>
III	Reconciliation of retained earnings available for dividend declaration	<u>Not applicable</u>
IV	Map of the relationships of the Company within the Group	<u>Attached</u>
V	Schedule of Financial Ratios	<u>Attached</u>

METRO ALLIANCE HOLDINGS & EQUITIES CORPORATION AND SUBSIDIARIES

I. SUPPLEMENTAL SCHEDULES REQUIRED BY ANNEX 68-E AS AT DECEMBER 31, 2016

SCHEDULE A. Financial Assets

Name of issuing entity and association of each issue	Number of shares or principal amount of bonds and rates	Amount shown in the balance sheet	Value based on market quotation at end of reporting period	Income received and accrued
Cash	-	₱ 23,330,123	23,330,123	61,280
AFS Financial Assets				
Waterfront Philippines, Inc	-	4,742,090	4,742,090	-
Others	-	87,295	87,295	-
Total		₱ 4,829,385	4,829,385	-

SCHEDULE B. Amounts of Receivable from Directors, Officers, Employees Related Parties and Principal Stockholders (Other Than Related Parties)

Name and designation of debtor	Balance at beginning of period	Amounts (collected) /transferred	Amounts written-off	Current	Non-current	Balance at end of period
Polymax Worldwide Limited (special purpose entity)	₱ 415,410,450	-	-	-	415,410,450	415,410,450
The Wellex Group, Inc	5,416,174	(82,581)	-	5,333,593	-	5,333,593
Others	50,297	-	-	50,297	-	50,297
Total	₱ 420,876,921	(82,581)	-	5,383,890	415,410,450	420,794,340

SCHEDULE C. Amounts of Receivable from and Payable to Related Parties which are Eliminated during the Consolidation of Financial Statements

Name and designation of debtor	Balance at beginning of period	Additions	Amounts collected/ consolidated	Amounts written-off	Current	Non-current	Balance at end of period
Due to related party Metro Combined Logistics Solutions, Inc	₱ 250,000	-	(250,000)	-	-	-	-

SCHEDULE D. Intangible Assets – Other Assets

Description	Balance at beginning of period	Additions at cost	Charged to cost and expenses	Charged to other accounts	Other charges additions (deductions)	Balance at end of period
Caerus accounting system	₱ 555,556	933,000	644,413	-	-	844,143

SCHEDULE E. Long-term Debt

Title of issue	Amount authorized by indenture	Amount shown under caption "Current portion of long term debt"	Amount shown under caption "Long term debt" in related balance sheet
----------------	--------------------------------	--	--

Not Applicable

SCHEDULE F. Indebtedness to Related Parties (Long Term Loans from Related Parties)

Name of related party	Balance at beginning of period	Amount shown under caption "Current portion of long term debt"
-----------------------	--------------------------------	--

Not Applicable

SCHEDULE G. Guarantees of Securities of Other Issuers

Name of issuing entity of securities guaranteed by the Company for which this statement is filed	Title of issue of each class of securities guaranteed	Total amount guaranteed and outstanding	Amount owned by person for which statement is filed	Nature of guarantee
--	---	---	---	---------------------

Not Applicable

SCHEDULE H. Capital Stock

Title of issue	Number of shares authorized	Number of shares issued and outstanding as shown under related balance sheet	Number of shares reserved for options, warrants, conversion and other rights	Number of shares held by related parties	Directors, officers and employees	Others
Common – Class A	720,000,000	183,673,470	-	156,590,387	125,115	26,957,968
Common – Class B	480,000,000	122,448,979	-	85,139,552	22,001,000	15,308,427
Total	1,200,000,000	306,122,449	-	241,729,939	22,126,115	42,266,395

METRO ALLIANCE HOLDINGS & EQUITIES CORPORATION AND SUBSIDIARES

II. SCHEDULE OF ALL THE EFFECTIVE STANDARDS AND INTERPRETATIONS AS AT DECEMBER 31, 2016

The following table summarizes the effective standards and interpretations as at December 31, 2016:

PHILIPPINE FINANCIAL REPORTING STANDARDS AND INTERPRETATIONS Effective as of December 31, 2014	Adopted	Not Adopted	Not Applicable
Framework for the Preparation and Presentation of Financial Statements			
Conceptual Framework Phase A: Objectives and qualitative characteristics	✓		
PFRSs Practice Statement Management Commentary			✓
Philippine Financial Reporting Standards	✓		
PFRS 1 (Revised) First-time Adoption of Philippine Financial Reporting Standards	✓		
Amendments to PFRS 1 and PAS 27: Cost of an Investment in a Subsidiary, Jointly Controlled Entity or Associate	✓		
Amendments to PFRS 1: Additional Exemptions for First-time Adopters			✓
Amendment to PFRS 1: Limited Exemption from Comparative PFRS 7 Disclosures for First-time Adopters			✓
Amendments to PFRS 1: Severe Hyperinflation and Removal of Fixed Date for First-time Adopters			✓
Amendments to PFRS 1: Government Loans			✓
PFRS 2 Share-based Payment			✓
Amendments to PFRS 2: Vesting Conditions and Cancellations			✓
Amendments to PFRS 2: Group Cash-settled Share-based Payment Transactions			✓
PFRS 3 (Revised) Business Combinations			✓
PFRS 4 Insurance Contracts			✓
Amendments to PAS 39 and PFRS 4: Financial Guarantee Contracts			✓
PFRS 5 Non-current Assets Held for Sale and Discontinued Operations	✓		
PFRS 6 Exploration for and Evaluation of Mineral Resources			✓
PFRS 7 Financial Instruments: Disclosures	✓		
Amendments to PFRS 7: Transition	✓		
Amendments to PAS 39 and PFRS 7: Reclassification of Financial Assets	✓		
Amendments to PAS 39 and PFRS 7: Reclassification of Financial Assets - Effective Date and Transition	✓		
Amendments to PFRS 7: Improving Disclosures about Financial Instruments	✓		

PHILIPPINE FINANCIAL REPORTING STANDARDS AND INTERPRETATIONS		Adopted	Not Adopted	Not Applicable
Effective as of December 31, 2014				
	Amendments to PFRS 7: Disclosures - Transfers of Financial Assets	✓		
	Amendments to PFRS 7: Disclosures – Offsetting Financial Assets and Financial Liabilities	✓		
	Amendments to PFRS 7: Mandatory Effective Date of PFRS 9 and Transition Disclosures	✓		
PFRS 8	Operating Segments			✓
PFRS 9	Financial Instruments		✓	
	Amendments to PFRS 9: Mandatory Effective Date of PFRS 9 and Transition Disclosures		✓	
PFRS 10	Consolidated Financial Statements		✓	
PFRS 11	Joint Arrangements		✓	
PFRS 12	Disclosure of Interests in Other Entities		✓	
PFRS 13	Fair Value Measurement		✓	
Philippine Accounting Standards				
PAS 1	Presentation of Financial Statements	✓		
(Revised)	Amendment to PAS 1: Capital Disclosures	✓		
	Amendments to PAS 32 and PAS 1: Puttable Financial Instruments and Obligations Arising on Liquidation			✓
	Amendments to PAS 1: Presentation of Items of Other Comprehensive Income	✓		
PAS 2	Inventories	✓		
PAS 7	Statement of Cash Flows	✓		
PAS 8	Accounting Policies, Changes in Accounting Estimates and Errors	✓		
PAS 10	Events after the Balance Sheet Date	✓		
PAS 11	Construction Contracts	✓		
PAS 12	Income Taxes	✓		
	Amendment to PAS 12 - Deferred Tax: Recovery of Underlying Assets	✓		
PAS 16	Property, Plant and Equipment	✓		
PAS 17	Leases	✓		
PAS 18	Revenue	✓		
PAS 19	Employee Benefits	✓		
	Amendments to PAS 19: Actuarial Gains and Losses, Group Plans and Disclosures	✓		
PAS 19	Employee Benefits		✓	
(Amended)				
PAS 20	Accounting for Government Grants and Disclosure of Government Assistance			✓
PAS 21	The Effects of Changes in Foreign Exchange Rates			✓
	Amendment: Net Investment in a Foreign Operation			✓

PHILIPPINE FINANCIAL REPORTING STANDARDS AND INTERPRETATIONS Effective as of December 31, 2014		Adopted	Not Adopted	Not Applicable
PAS 23 (Revised)	Borrowing Costs	✓		
PAS 24 (Revised)	Related Party Disclosures	✓		
PAS 26	Accounting and Reporting by Retirement Benefit Plans	✓		
PAS 27 (Amended)	Separate Financial Statements		✓	
PAS 28 (Amended)	Investments in Associates and Joint Ventures	✓		
PAS 29	Financial Reporting in Hyperinflationary Economies			✓
PAS 31	Interests in Joint Ventures			✓
PAS 32	Financial Instruments: Disclosure and Presentation	✓		
	Amendments to PAS 32 and PAS 1: Puttable Financial Instruments and Obligations Arising on Liquidation			✓
	Amendment to PAS 32: Classification of Rights Issues			✓
	Amendments to PAS 32: Offsetting Financial Assets and Financial Liabilities	✓		
PAS 33	Earnings per Share			✓
PAS 34	Interim Financial Reporting			✓
PAS 36	Impairment of Assets	✓		
PAS 37	Provisions, Contingent Liabilities and Contingent Assets	✓		
PAS 38	Intangible Assets			✓
PAS 39	Financial Instruments: Recognition and Measurement	✓		
	Amendments to PAS 39: Transition and Initial Recognition of Financial Assets and Financial Liabilities	✓		
	Amendments to PAS 39: Cash Flow Hedge Accounting of Forecast Intragroup Transactions			✓
	Amendments to PAS 39: The Fair Value Option			✓
	Amendments to PAS 39 and PFRS 4: Financial Guarantee Contracts			✓
	Amendments to PAS 39 and PFRS 7: Reclassification of Financial Assets	✓		
	Amendments to PAS 39 and PFRS 7: Reclassification of Financial Assets – Effective Date and Transition	✓		
	Amendments to Philippine Interpretation IFRIC-9 and PAS 39: Embedded Derivatives			✓
	Amendment to PAS 39: Eligible Hedged Items			✓
PAS 40	Investment Property	✓		
PAS 41	Agriculture			✓
Philippine Interpretations				
IFRIC 1	Changes in Existing Decommissioning, Restoration and Similar Liabilities			✓

PHILIPPINE FINANCIAL REPORTING STANDARDS AND INTERPRETATIONS Effective as of December 31, 2014		Adopted	Not Adopted	Not Applicable
IFRIC 2	Members' Share in Co-operative Entities and Similar Instruments			✓
IFRIC 4	<i>Determining Whether an Arrangement Contains a Lease</i>	✓		
IFRIC 5	Rights to Interests arising from Decommissioning, Restoration and Environmental Rehabilitation Funds			✓
IFRIC 6	<i>Liabilities arising from Participating in a Specific Market - Waste Electrical and Electronic Equipment</i>			✓
IFRIC 7	<i>Applying the Restatement Approach under PAS 29 Financial Reporting in Hyperinflationary Economies</i>			✓
IFRIC 8	<i>Scope of PFRS 2</i>			
IFRIC 9	Reassessment of Embedded Derivatives			✓
	Amendments to Philippine Interpretation IFRIC-9 and PAS 39: Embedded Derivatives			✓
IFRIC 10	<i>Interim Financial Reporting and Impairment</i>			✓
IFRIC 11	PFRS 2- Group and Treasury Share Transactions			✓
IFRIC 12	Service Concession Arrangements			✓
IFRIC 13	Customer Loyalty Programmes			✓
IFRIC 14	The Limit on a Defined Benefit Asset, Minimum Funding Requirements and their Interaction			✓
	Amendments to Philippine Interpretations IFRIC- 14, Prepayments of a Minimum Funding Requirement			✓
IFRIC 16	Hedges of a Net Investment in a Foreign Operation			✓
IFRIC 17	Distributions of Non-cash Assets to Owners			✓
IFRIC 18	Transfers of Assets from Customers			✓
IFRIC 19	Extinguishing Financial Liabilities with Equity Instruments			✓
IFRIC 20	Stripping Costs in the Production Phase of a Surface Mine			✓
SIC-7	Introduction of the Euro			✓
SIC-10	Government Assistance - No Specific Relation to Operating Activities			✓
SIC-12	Consolidation - Special Purpose Entities			✓
	Amendment to SIC - 12: Scope of SIC 12			✓
SIC-13	Jointly Controlled Entities - Non-Monetary Contributions by Venturers			✓
SIC-15	Operating Leases - Incentives	✓		
SIC-21	Income Taxes - Recovery of Revalued Non-Depreciable Assets			✓
SIC-25	Income Taxes - Changes in the Tax Status of an Entity or its Shareholders			✓
SIC-27	Evaluating the Substance of Transactions Involving the Legal Form of a Lease	✓		
SIC-29	Service Concession Arrangements: Disclosures.			✓

PHILIPPINE FINANCIAL REPORTING STANDARDS AND INTERPRETATIONS Effective as of December 31, 2014		Adopted	Not Adopted	Not Applicable
SIC-31	Revenue - Barter Transactions Involving Advertising Services			✓
SIC-32	Intangible Assets - Web Site Costs			✓

METRO ALLIANCE HOLDINGS & EQUITIES CORPORATION AND SUBSIDIARES

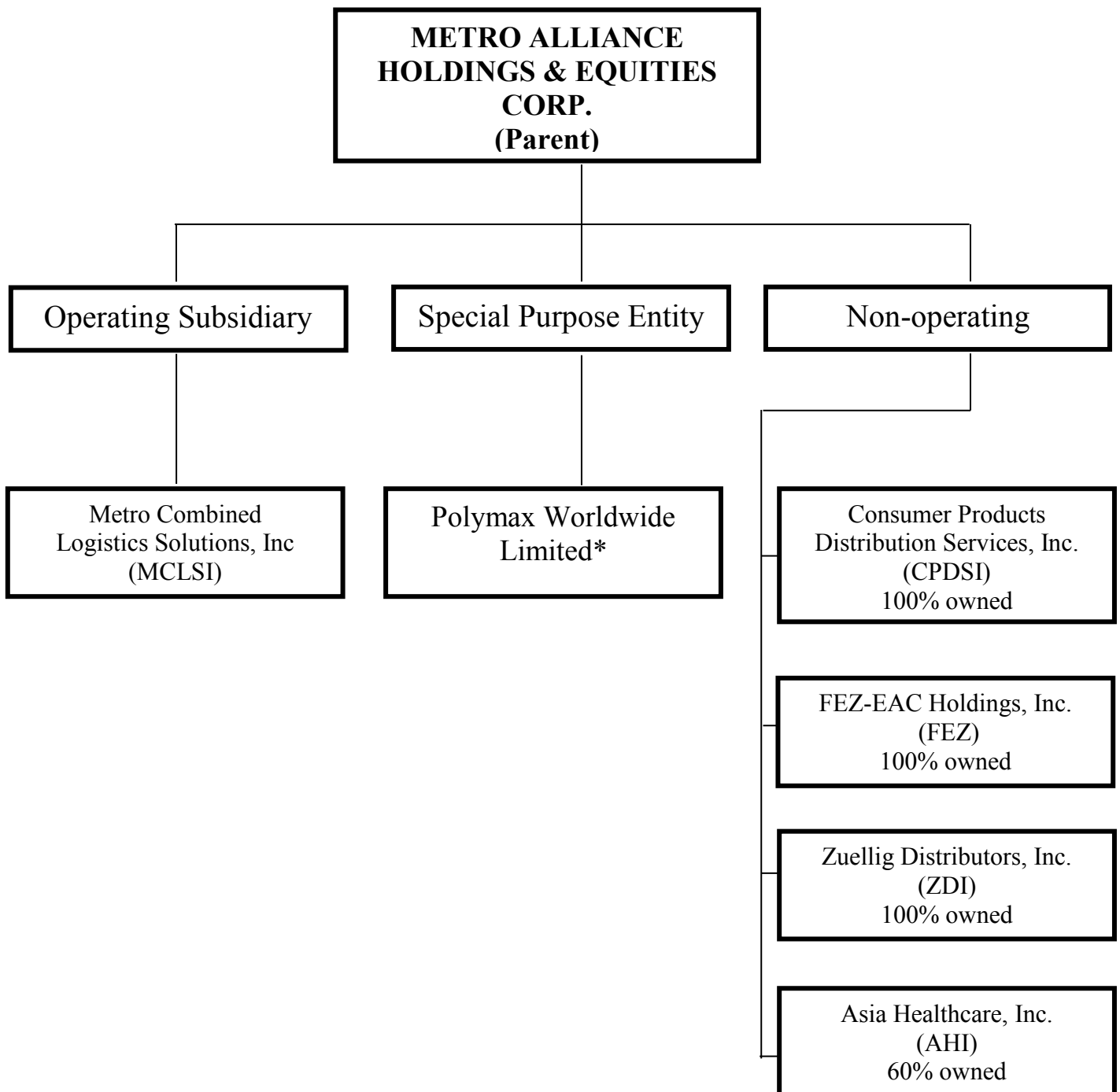
**III. RECONCILIATION OF RETAINED EARNINGS AVAILABLE FOR DIVIDEND
DECLARATION FOR THE YEAR ENDED DECEMBER 31, 2016**

Not applicable*

*The Parent Company's Retained Earnings as of December 31, 2016 did not exceed its 100% of paid-in capital stock since it is in deficit position

METRO ALLIANCE HOLDINGS & EQUITIES CORPORATION AND SUBSIDIARIES

IV. MAP OF THE RELATIONSHIP OF THE COMPANY WITHIN THE GROUP FOR THE YEAR ENDED DECEMBER 31, 2016



*Polymax Worldwide Limited was excluded from the consolidated financial statements since 2007 because the entity is no longer operating as a going concern and is in the process of liquidation.

METRO ALLIANCE HOLDINGS & EQUITIES CORPORATION AND SUBSIDIARIES

V. SCHEDULE OF FINANCIAL RATIOS FOR THE YEAR ENDED DECEMBER 31, 2016

<u>Financial Ratios</u>	<u>Description</u>	<u>2016</u>	<u>2015</u>
Current / liquidity ratio	Current assets over current liabilities	0.32	0.28
Asset to equity ratio	Total asset over total equity	6.10	6.39
Net debt to equity ratio	Interest - bearing loans and borrowings less cash over total equity	-	-
Debt-to-equity ratio	Short term loans over total equity	-	-
Solvency ratio	After tax net profit plus depreciation over total liabilities	-	-
Interest rate coverage ratio	Earnings before interest and taxes over interest expense	-	1.89
Gross profit margin	Gross profit over net revenues	22%	16%
Net income margin	Net income over net revenues	5%	-1%



METRO ALLIANCE
HOLDINGS & EQUITIES CORP.

**STATEMENT OF MANAGEMENT'S RESPONSIBILITY
FOR FINANCIAL STATEMENTS**

The management of **METRO ALLIANCE HOLDINGS & EQUITIES CORP.** is responsible for the preparation and fair presentation of the financial statements for the years ended **December 31, 2016 and 2015**, including the additional components attached therein, in accordance with the prescribed financial reporting framework indicated therein. This responsibility includes designing and implementing internal controls relevant to the preparation and fair presentation of financial statements that are free from material misstatement, whether due to fraud or error, selecting and applying appropriate accounting policies, and making accounting estimates that are reasonable in the circumstances.

The Board of Directors reviews and approves the financial statements and submits the same to the stockholders.

Valdes, Abad & Associates, the independent auditors, appointed by the stockholders has examined the financial statements of the Company in accordance with Philippine Standards on Auditing, and in its report to the members or, has expressed its opinion on the fairness of presentation upon completion of such examination.

RENATO B. MAGADIA
Chairman of the Board

RENATO B. MAGADIA
President

JAMES B. PALIT-ANG
Corporate Treasurer

COVER SHEET

for
AUDITED FINANCIAL STATEMENTS

SEC Registration Number

0	0	0	0	0	0	0	0	0	2	9	6
---	---	---	---	---	---	---	---	---	---	---	---

COMPANY NAME

M	E	T	R	O		A	L	L	I	A	N	C	E		H	O	L	D	I	N	G	S		A	N	D				
E	Q	U	I	T	I	E	S		C	O	R	P	O	R	A	T	I	O	N											

PRINCIPAL OFFICE (No./Street/Barangay/City/Town)Province)

3	5	T	H		F	L	R.		O	N	E		C	O	R	P	O	R	A	T	E		C	E	N	T	E	R	
D	O	N	A		J	U	L	I	A		V	A	R	G	A	S		C	O	R.		M	E	R	A	L	C	O	
A	V	E	S.		O	R	T	I	G	A	S		C	E	N	T	E	R		P	A	S	I	G		C	I	T	Y

Form Type

Department requiring the report

Secondary License Type, If Applicable

A	C	F	S	-	1	6
---	---	---	---	---	---	---

C	R	M	D
---	---	---	---

N	A
---	---

COMPANY INFORMATION

Company's Email Address

Mobile Number

lita.e@metroalliance.com

706-7888

--

No. of Stockholders

Annual Meeting
Month/Day

Fiscal Year
Month/Day

818

Any day in May

December 31

CONTACT PERSON INFORMATION

The designated contact person ***MUST*** be an Officer of the Corporation

Name of Contact Person

Email Address

Telephone Number/s

Mobile Number

ATTY. NESTOR ROMULO

nestor_romulo@yahoo.com

(632) 706-7888

--

35TH FLR. ONE CORPORATE CENTER, DONA JULIA VARGAS COR. MERALCO AVES., ORTIGAS CENTER, PASIG CITY
--

Note 1: In case of death, resignation or cessation of office of the officer designated as contact person, such incident shall be reported to the Commission within thirty (30) calendar days from the occurrence thereof with information and complete contact details of the new contact person designated.

2: All boxes must be properly and completely filled-up. Failure to do so shall cause delay in updating the Corporation's records with the Commission and/or non-receipt of Notice of Deficiencies. Further, non-receipt of Notice of Deficiencies shall not excuse the Corporation from liability for its deficiencies.

Valdes Abad & Company

(Formerly: Valdes Abad & Associates)

certified public accountants

CJV Building 108 Aguirre Street, Legaspi Village, Makati City, Philippines

Branches:

Cebu and Davao

Phone: (632) 892-5931 to 35

(632) 519,2105

Fax: (632) 819-1468

E-mail: valdes.abad.associates@gmail.com

BOA/PRC Reg. No. 0314

SEC Accreditation No. 0282-F



INDEPENDENT AUDITOR'S REPORT TO ACCOMPANYING FINANCIAL STATEMENTS FOR FILING WITH THE SECURITIES AND EXCHANGE COMMISSION

The Board of Directors

METRO ALLIANCE HOLDINGS & EQUITIES CORPORATION

35th Floor, One Corporate Center, Dona Julia Vargas Ave., cor. Meralco Ave. Ortigas Center, Pasig City

We have examined the financial statements of **METRO ALLIANCE HOLDINGS & EQUITIES CORPORATION** for the year ended December 31, 2016, on which we have rendered the attached report dated March 31, 2017.

In compliance with SRC Rule 68, we are stating that the Company has seven hundred eighty-one (781) stockholders owning one hundred (100) or more shares each as of December 31, 2016.

VALDES ABAD & COMPANY, CPAs

BOA/PRC Reg. No. 0314

Issued on November 2, 2015, Valid until December 31, 2018

SEC Accreditation No. 0282-F, Group A

Issued on September 19, 2013, Valid until April 30, 2017

BIR Accreditation No. 08-002126-0-2014

Issued on October 29, 2014, Valid until October 29, 2017

For the firm:


FELICIDAD A. ABAD

Partner

CPA Registration No. 25184

Issued on July 15, 2015, Valid until April 5, 2018

TIN No. 123-048-248-000

PTR No. 5912774, Issued Date: January 5, 2017, Makati City

BOA/PRC Reg. No. 0314

Issued on November 2, 2015, Valid until December 31, 2018

SEC Accreditation No. 1356-A

Issued on September 19, 2013, Valid until April 30, 2017

BIR Accreditation No. 08-002126-1-2014

Issued on October 29, 2014, Valid until October 29, 2017

Makati City, Philippines

March 31, 2017

**REPORT OF INDEPENDENT PUBLIC AUDITORS
TO ACCOMPANY SEC SCHEDULES FILED SEPARATELY FROM THE
BASIC FINANCIAL STATEMENTS**

The Board of Directors

METRO ALLIANCE HOLDINGS & EQUITIES CORPORATION
35th Floor, One Corporate Center, Dona Julia Vargas Ave., Meralco Ave.
Ortigas Center, Pasig City

We have examined the financial statements of **METRO ALLIANCE HOLDINGS & EQUITIES CORPORATION** as of December 31, 2016 on which we have rendered the attached report dated March 31, 2017. Our audit was conducted for the purpose of forming an opinion on the basic financial statements taken as a whole. The applicable supplementary schedules of the Company as of December 31, 2016 and for the year ended, required by the Securities and Exchange Commission, are presented for purposes of additional analysis and are not a required part of the basic financial statements. The information in such supplementary schedules has been subjected to the auditing procedures applied in the audit of the basic financial statements and, in our opinion, is fairly stated in all material respects in relation to the basic financial statements taken as a whole.

VALDES ABAD & COMPANY, CPAs

BOA/PRC Reg. No. 0314

Issued on November 2, 2015, Valid until December 31, 2018

SEC Accreditation No. 0282-F, Group A

Issued on September 19, 2013, Valid until April 30, 2017

BIR Accreditation No. 08-002126-0-2014

Issued on October 29, 2014, Valid until October 29, 2017

For the firm:


FELICIDAD A. ABAD

Partner

CPA Registration No. 25184

Issued on July 15, 2015, Valid until April 5, 2018

TIN No. 123-048-248-000

PTR No. 5912774, Issued Date: January 5, 2017, Makati City

BOA/PRC Reg. No. 0314

Issued on November 2, 2015, Valid until December 31, 2018

SEC Accreditation No. 1356-A

Issued on September 19, 2013, Valid until April 30, 2017

BIR Accreditation No. 08-002126-1-2014

Issued on October 29, 2014, Valid until October 29, 2017


Makati City, Philippines
March 31, 2017

INDEPENDENT AUDITOR'S REPORT

The Stockholders and the Board of Directors

METRO ALLIANCE HOLDINGS AND EQUITIES CORPORATION

35th Floor, One Corporate Center, Dona Julia Vargas Ave., cor. Meralco Ave.,
Ortigas Center, Pasig City



Opinion

We have audited the financial statements of **METRO ALLIANCE HOLDINGS AND EQUITIES CORPORATION** which comprise the statements of financial position as of December 31, 2016 and 2015, and the related statements of comprehensive income, statements of changes in equity, and statements of cash flows for the years then ended, and notes to the financial statements, including as summary of significant accounting policies.

In our opinion, the accompanying financial statements present fairly, in all material respects, the financial position of **METRO ALLIANCE HOLDINGS AND EQUITIES CORPORATION** as of December 31, 2016 and 2015 and of its financial performances and its cash flows for the years then ended in accordance with Philippine Financial Reporting Standards.

Basis for Opinion

We conducted our audit in accordance with Philippine Standards on Auditing (PSAs). Our responsibilities under those standards are further described in the *Auditor's Responsibilities for the Audit of the Financial Statements* section of our report. We are independent of the Company in accordance with the ethical requirements that are relevant to our audit of the financial statements in the Philippines, the *Code of Ethics for Professional Accountants in the Philippines (Philippine Code of Ethics)*, and we have fulfilled our other ethical responsibilities in accordance with these requirements. We believe that the audit evidence we have obtained is sufficient and appropriate to provide a basis for our opinion.

Material Uncertainty Related to Going Concern

Without qualifying our opinion, we draw attention to Notes 2 and 8 to the Parent Company financial statements, which indicate that the Parent Company has advances to Polymax Worldwide Limited (Polymax) of ₱415.4 million as of December 31, 2016 and 2015, and on the other hand, Polymax has past due liabilities of ₱994.7 million as of December 31, 2016 and 2015, for which the Parent is jointly and severally liable. These factors may cast significant doubt about the Parent Company's ability to continue as a going concern. The realization of the Parent Company's advances to Polymax and the settlement of Polymax's past due liabilities, for which the Parent Company is jointly and severally liable, are dependent on whether sufficient cash flows can be generated from the sale of Polymax's remaining 20% interest in NPC Alliance Corporation and from the letter of comfort issued by the Parent Company's major stockholders in favor of the parent Company. The Parent Company financial statements have been prepared assuming that the Parent Company will continue as a going concern and do not include any adjustments that might result from the outcome of these uncertainties. Management's plan is to infuse additional capital to address these going concern uncertainties.

Key Audit Matters

Key audit matters are those matters that, in our professional judgment, were of most significance in our audit of the financial statements of the current period. These matters were addressed in the context of our audit of the financial statements as a whole, and in forming our opinion thereon, and we do not provide a separate opinion on these matters.

Except for the matter described in the **Material Uncertainty Related to Going Concern** section, we have determined that there are no key audit matters to communicate in our report.

Responsibilities of Management and Those Charged with Governance for the Financial Statements

Management is responsible for the preparation and fair presentation of these financial statements in accordance with Philippine Financial Reporting Standards, and for such internal control as management determines is necessary to enable the preparation of financial statements that are free from material misstatement, whether due to fraud or error.

In preparing the financial statements, management is responsible for assessing the Company's ability to continue as a going concern, disclosing, as applicable, matters related to going concern and using the going concern basis of accounting unless management either intends to liquidate the Company or to cease operations, or has no realistic alternative but to do so.


Those charged with governance are responsible for overseeing the Company's

Auditor's Responsibilities for the Audit of the Financial Statements

Our objectives are to obtain reasonable assurance about whether the financial statements are free from material misstatement, whether due to fraud or error, and to issue an auditor's report that includes our opinion. Reasonable assurance is a high level of assurance, but is not a guarantee that an audit conducted in accordance with PSAs will always detect a material misstatement when it exists. Misstatements can arise from fraud or error and are considered material if, individually or in the aggregate, they could reasonably be expected to influence the economic decisions of users taken on the basis of these financial statements.

As part of an audit in accordance with PSAs, we exercise professional judgment and maintain professional skepticism throughout the audit. We also:

- (i) Identify and assess the risks of material misstatement of the financial statements, whether due to fraud or error; to design and perform audit procedures responsive to those risks; and to obtain audit evidence that is sufficient and appropriate to provide a basis for the auditor's opinion. The risk of not detecting a material misstatement resulting from fraud is higher than for one resulting from error, as fraud may involve collusion, forgery, intentional omissions, misrepresentations, or the override of internal control.
- (ii) Obtain an understanding of internal control relevant to the audit in order to design audit procedures that are appropriate in the circumstances, but not for the purpose of expressing an opinion on the effectiveness of the entity's internal control. In circumstances when the auditor also has a responsibility to express an opinion on the effectiveness of internal control in conjunction with the audit of the financial statements, the auditor shall omit the phrase that the auditor's consideration of internal control is not for the purpose of expressing an opinion on the effectiveness of the entity's internal control.
- (iii) Evaluate the appropriateness of accounting policies used and the reasonableness of accounting estimates and related disclosures made by management.
- (iv) Conclude on the appropriateness of management's use of the going concern basis of accounting and, based on the audit evidence obtained, whether a material uncertainty exists related to events or conditions that may cast significant doubt on the entity's ability to continue as a going concern. If the auditor concludes that a material uncertainty exists, the auditor is required to draw attention in the auditor's report to the related disclosures in the financial statements or, if such disclosures are inadequate, to modify the opinion. The auditor's conclusions are based on the audit evidence obtained up to the date of the auditor's report. However, future events or conditions may cause an entity to cease to continue as a going concern.
- (v) Evaluate the overall presentation, structure and content of the financial statements, including the disclosures, and whether the financial statements represent the underlying transactions and events in a manner that achieves fair presentation.



We communicate with those charged with governance regarding, among other matters, the planned scope and timing of the audit and significant audit findings, including any significant deficiencies in internal control that we identify during our audit.

We also provide those charged with governance with a statement that we have complied with relevant ethical requirements regarding independence, and to communicate with them all relationships and other matters that may be reasonably be thought to bear on our independence, and where applicable, related safeguards.

Report on Bureau of Internal Revenue Requirement

Our audit was conducted for the purpose of forming an opinion on the basic financial statements taken as a whole. The supplementary information on Note 26 to the financial statements is presented for purposes of filing with the Bureau of Internal Revenue and is not a required part of the basic financial statements. Such information is the responsibility of management. The information has been subjected to the auditing procedures applied in our audit of the basic financial statements and, in our opinion, is fairly stated in all material respects in relation to the basic financial statements taken as a whole.

VALDES ABAD & COMPANY, CPAs

BOA/PRC Reg. No. 0314

Issued on November 2, 2015, Valid until December 31, 2018

SEC Accreditation No. 0282-F, Group A

Issued on September 19, 2013, Valid until April 30, 2017

BIR Accreditation No. 08-002126-0-2014

Issued on October 29, 2014, Valid until October 29, 2017

For the firm:


FELICIDAD A. ABAD

Partner

CPA Registration No. 25184

Issued on July 15, 2015, Valid until April 5, 2018

TIN No. 123-048-248-000

PTR No. 5330740, Issued Date: January 5, 2017, Makati City

BOA/PRC Reg. No. 0314

Issued on November 2, 2015, Valid until December 31, 2018

SEC Accreditation No. 1356-A

Issued on September 19, 2013, Valid until April 30, 2017

BIR Accreditation No. 08-002126-1-2014

Issued on October 29, 2014, Valid until October 29, 2017

Makati City, Philippines
March 31, 2017

METRO ALLIANCE HOLDINGS AND EQUITIES CORPORATION

PARENT COMPANY STATEMENTS OF FINANCIAL POSITION

(In Philippine Peso)

ASSETS	Notes	December 31,	
		2016	2015
CURRENT ASSETS			
Cash	5	873,465	1,379,343
Trade and other receivables	6	294,915	299,382
Other current assets	7	1,833,962	1,649,660
Total Current Assets		3,002,342	3,328,385
NON-CURRENT ASSETS			
Assets held for sale	2,8	415,410,450	415,410,450
Available for sale investment	9	4,742,100	4,885,800
Investment in subsidiaries	10	18,640,500	18,640,500
Total Non-Current Assets		438,793,050	438,936,750
TOTAL ASSETS		441,795,392	442,265,135
LIABILITIES AND EQUITY			
CURRENT LIABILITIES			
Trade and other payables	12	186,097,150	186,087,620
NON CURRENT LIABILITIES			
Due to affiliates and stockholders	13	34,813,190	31,876,167
Retirement benefit payable	17	969,685	969,685
Total non-current liabilities		35,782,875	32,845,852
EQUITY			
Capital stock	14	306,122,449	306,122,449
Additional paid-in capital	14	3,571,923	3,571,921
Reserve for fluctuations in available-for-sale investments	9	1,060,377	1,204,077
Cummulative deficit		(90,839,382)	(87,566,784)
Total Equity		219,915,367	223,331,663
TOTAL LIABILITIES AND EQUITY		441,795,392	442,265,135

See Notes to Parent Company Financial Statements

METRO ALLIANCE HOLDINGS AND EQUITIES CORPORATION
PARENT COMPANY STATEMENTS OF COMPREHENSIVE INCOME
(In Philippine Peso)

For the Years Ended December 31,	Notes	2016	2015	2014
REVENUES		-	-	-
GENERAL AND ADMINISTRATIVE EXPENSES	21	<u>3,440,272</u>	<u>10,612,933</u>	<u>6,662,168</u>
OPERATING LOSS		<u>(3,440,272)</u>	<u>(10,612,933)</u>	<u>(6,662,168)</u>
OTHER INCOME (EXPENSES)				
Other income		150,487	16,304,568	-
Interest income		1,475	6,874	3,711
Dividend income		15,714	500	500
Finance cost		<u>-</u>	<u>(7,132,891)</u>	<u>(7,175,160)</u>
Net		<u>167,676</u>	<u>9,179,051</u>	<u>(7,170,949)</u>
NET LOSS BEFORE TAX		(3,272,596)	(1,433,882)	(13,833,117)
INCOME TAX EXPENSE		<u>-</u>	<u>1,963,021</u>	<u>-</u>
NET LOSS		(3,272,596)	(3,396,903)	(13,833,117)
OTHER COMPREHENSIVE INCOME (LOSS)				
Unrealized gain (loss) on available-for-sale investments	12	(143,700)	(1,585,683)	425,755
TOTAL COMPREHENSIVE LOSS		(3,416,296)	(4,982,586)	(13,407,362)

See Notes to Parent Company Financial Statements

METRO ALLIANCE HOLDINGS AND EQUITIES CORPORATION

PARENT COMPANY STATEMENT OF CHANGES IN EQUITY

(In Philippine Peso)

For the Years Ended December 31,	Notes	2016	2015	2014
CAPITAL STOCK				
Class "A"	19	183,673,470	183,673,470	183,673,470
Class "B"	19	122,448,979	122,448,979	122,448,979
		306,122,449	306,122,449	306,122,449
ADDITIONAL PAID-IN-CAPITAL	19	3,571,923	3,571,923	3,571,923
RESERVE FLUCTUATIONS IN AVAILABLE FOR-SALE INVESTMENTS				
Balance at beginning of year	12	1,204,077	2,789,760	2,364,005
Other comprehensive gain (loss)	12	(143,700)	(1,585,683)	425,755
Balance at end of year		1,060,377	1,204,077	2,789,760
DEFICIT				
Balance at beginning of year	20	(87,566,786)	(86,281,892)	(72,448,775)
Prior period adjustment	24	-	2,112,009	-
Net loss	20	(3,272,596)	(3,396,903)	(13,833,117)
Balance at end of year		(90,839,382)	(87,566,786)	(86,281,892)
TOTAL EQUITY		219,915,367	223,331,663	226,202,240

See Notes to Parent Company Financial Statements

METRO ALLIANCE HOLDINGS AND EQUITIES CORPORATION

PARENT COMPANY STATEMENTS OF CASH FLOWS

(In Philippine Peso)

For the Years Ended December 31,	Notes	2016	2015	2014
CASH FLOWS FROM OPERATING ACTIVITIES				
Net loss		(3,272,596)	(1,433,882)	(13,833,117)
Adjustments for:				
Depreciation	14	-	2,195	6,414
Prior period adjustment	24	-	2,112,009	-
Reversal of provision for probable losses		-	1,873,136	-
Provision for doubtful accounts	9	84,730	4,946,111	-
Impairment loss	21	198,695	208,204	-
Dividend income		(15,714)	(500)	-
Interest income		(1,475)	(6,874)	(3,711)
Operating income (loss) before working capital changes		(3,006,360)	7,700,399	(13,830,414)
Changes in assets and liabilities:				
Trade and other receivables, net	9	(363,688)	(101,082)	(2,809)
Other current assets, net	10	(184,302)	(4,451,653)	(262,593)
Accrued expenses and other current liabilities	15	9,530	(15,953,468)	6,374,478
Net Cash from Operating Activities		(3,544,820)	(12,805,804)	(7,721,338)
CASH FLOWS FROM INVESTING ACTIVITIES				
Acquisition of property and equipment	14	-	-	(4,390)
Decrease in asset held for sale	11	-	373,251,811	171,627,717
Dividends received		15,714	500	-
Interest received		1,475	6,874	3,711
Net Cash from Investing Activities		17,189	373,259,185	171,627,038
CASH FLOWS FROM FINANCING ACTIVITIES				
Net changes in due from related parties	22	84,730	(72,002)	(4,750,564)
Net changes in due to related parties	22	2,937,023	(360,837,631)	(159,004,463)
Net Cash from Financing Activities		3,021,753	(360,909,633)	(163,755,027)
NET INCREASE (DECREASE) IN CASH		(505,878)	(456,252)	150,673
CASH, Beginning	8	1,379,343	1,835,595	1,684,922
CASH, End	8	873,465	1,379,343	1,835,595

See Notes to Parent Company Financial Statements

METRO ALLIANCE HOLDINGS & EQUITIES CORPORATION

NOTES TO PARENT COMPANY FINANCIAL STATEMENTS

December 31, 2016, 2015 and 2014

NOTE 1 – REPORTING ENTITY

METRO ALLIANCE HOLDINGS & EQUITIES CORPORATION (MAHEC or the Parent Company) was incorporated in the Philippines in 1929. In 1979, the Parent Company obtained approval from the Securities and Exchange Commission (SEC) for the extension of its corporate life to another 50 years under registration number 296. MAHEC is a holding company with business interests in companies engaged in the manufacture of chemicals, petrochemical and contract logistics.

The new registered office address of the Parent Company is 35th Floor One Corporate Center, Dona Julia Vargas Ave. cor. Meralco Ave., Ortigas Center, Pasig City.

In 2015, the SEC approved the amendment made to Article III of the Company's Articles of Incorporation in regard to the change of Company's official business address from 22nd Floor Citibank Tower, 8741 Paseo de Roxas, Makati City to 35th Floor One Corporate Center, Dona Julia Vargas Ave. cor. Meralco Ave., Ortigas Center, Pasig City.

The accompanying Parent Company financial statements as of December 31, 2016 were authorized for issue by the Board of Directors (BOD) on March 22, 2017.

NOTE 2 – STATUS OF OPERATIONS

2.1 Going Concern

The accompanying Parent Company financial statements have been prepared assuming that the Parent Company will continue as a going concern. As of December 31, 2016 and 2015, the Parent Company has significant advances to Polymax Worldwide Limited (Polymax), a special purpose entity incorporated in British Virgin Islands, amounting to ₱415.4 million for both years, relating to the acquisition of the petrochemical plant of Bataan Polyethylene Corporation (BPC) involving a series of acquisition transactions described in the next section below. On the other hand, Polymax (jointly and severally with the Parent Company) has past due liabilities, including accrued interest and penalties, amounting to ₱994.7 million as of December 31, 2016 and 2015, which were obtained to partially finance the acquisition of the petrochemical plant, resulting from the transfer of past due loans as discussed in the next paragraph.

In 2007, the Parent Company unilaterally transferred to Polymax two significant past due liabilities totaling ₱866.7 million as of December 31, 2006 that were obtained (jointly and severally with Polymax) to partially finance the acquisition of the petrochemical plant, and applied these against the Parent Company's advances to Polymax, in order to reflect the economic substance of the acquisition and related loan transactions.

As explained in Note 11, the remaining 20% of Polymax's interest in the petrochemical plant is for sale. The realization of the Parent Company's advances to Polymax and the settlement of the past due liabilities carried in the books of Polymax, for which the Parent Company is jointly and severally liable, depend on whether sufficient cash flows can be generated from the sale Polymax's remaining 20% interest in NPC Alliance Corporation (NPCA) and from the letter of comfort issued by the Parent Company's major stockholders in favor of the Parent Company. The Parent Company financial statements do not include any adjustments that might result from the outcome of these uncertainties.

2.2 Management Plan to Address Going Concern Uncertainties

The Group, having resolved its disputes with the Iranian parties involved in the Bataan polyethylene project, will explore new business opportunities for the next twelve months. The Group will reorganize its operations; evaluate its remaining assets; review all pending legal cases; and settle and resolve its outstanding issues with other regulatory government bodies, including the Philippine Stock Exchange. The Group will assure the public that it will look at traditionally stable industries or sunrise sectors in order to maintain strong and healthy cash flows, and at the same time, aspire for maximized potential earnings.

The Group still holds 20% interest in NPC Alliance Corporation as of December 31, 2016. The Board will discuss how best to proceed on this remaining investment. Recently, the management evaluated an investment proposal from a foreign investor for the plan of reacquiring the majority control of the petrochemical plant via an interim accommodation from a foreign bank. The discussions of this proposal, however, are currently on hold, pending the outcome of the lifting of the trading suspension of MAHEC shares at PSE.

The Board has outlined possible target business projects including investment in mining industry, provided that the target project will pass the screenings currently being conducted by the DENR.

MAHEC's remaining operating subsidiary, Metro Combined Logistics Solutions, Inc. (MCLSI), is steadily growing with additional business from its existing principals. The Group is also exploring business opportunities in the transport field, including computer app solutions, warehousing and cold storage; in medical distribution and pharmaceutical business logistics, operation of hospice care and management of medical clinics, importation of medical equipment; and also in document storage, car parking, sea travel, river ferry and airport/seaport terminal management.

Projected Plan for next 12 months:

Investment and sources of capital

The company has remained steadfast to regain its status as a going concern. In line with this, several actions were taken to conserve the company's resources and build confidence for its business direction:

- a) Commitment by the majority shareholders of the company to guaranty the recoverable value of the remaining "assets for sale" in its books in order that the company's equity be preserved;
- b) Accepting the settlement of disputed issues between the shareholders of NPC Alliance Corporation and recognizing the resulting loss adjustments to reflect the realizable value of the investments of the Company related to the petrochemical project;
- c) Clearing of its remaining bank obligations to free the company from debts;
- d) Continuous filings with relevant government agencies;
- e) Maintaining a lean organization to sustain its operation during the said period;

Furthermore, the majority shareholders, which are 75% of the traded shares, have signified their intention to conduct a tender offer in the vicinity of Php 0.50 per share, within thirty (30) days after the lifting of Company's trading suspension, in order to gain back investor confidence in the Company.

Recapitalization of the Company to meet the Projected Investments in New Venture

The company has a pending application with the SEC to increase its capital stock to 5 billion to be split – 60% Class A shares and 40% Class B shares at par value ₱1.00 to meet its projected investments after the tender offer. Of this amount, ₱3 billion worth of shares earmarked to be issued as follows:

1. Acquisition of majority interest in an operating mining company which is actively producing nickel and has a capital base of ₱1 billion. This company is presently held by the majority shareholders in joint venture with a Chinese company. As mentioned earlier, the entry into this sector will greatly depend on the results of the screenings currently being conducted by the DENR.
2. A second part of the capital increase amounting to ₱2 billion would be underwritten by a Chinese Bank to provide momentarily cash infusion to the company for the reacquisition of 80% NPCA shares which were sold to NPC International, an Iranian interest. This will redown to the company regaining 100% ownership of NPC Alliance Corporation. The planned acquisition will allow the entry of a Chinese Petrochemical company to buy in the company up to 70% of the company's restructured equity by way of supplying feedstock for the NPCA ethylene plant. NPC Alliance operation has always been hampered by the lack of feedstock brought about by not being able to put a cracker plant from the very beginning. While this new development was under a 4-way discussion with the concerned parties, the talks are on hold pending the lifting of the trading suspension with the PSE.

If everything proceeds as planned, the Company is expected to satisfy its cash requirements to finance its projected plans and investments in the new ventures until the 4th quarter of 2017. Furthermore, if the lifting of the trading suspension is approved by the PSE, the Company will announce the plan for the proposed tender offer on the annual stockholders' meeting.

Realization of Outstanding Receivables from Polymax Worldwide in the Amount of Php415,410,540.00 as of December 31, 2016

Assuming that the 4-way negotiations with the Chinese bank, the Chinese petrochemical firm and the Iranians will bog down, there are other alternatives to address the issue. In order that this outstanding receivable will be fully recovered, a payment via dacion of the remaining 20% NPCA shares held by Polymax in NPC Alliance may be assigned to Metro Alliance, thus, making the company the direct shareholders of NPCA.

The estimated present value of the 20% NPCA shares is placed at \$20 Million.

Manpower Requirements

The Group does not expect significant changes in the number of employees as it is still in the stage of exploring new business opportunities. Manpower will be outsourced if needed.

Capital Asset Acquisition

The Group will make purchases of equipment and machines in the future if needed especially when investment in mining industry will materialize.

2.3 Acquisition Transactions

On December 4, 2003, the Parent Company entered into a Memorandum of Agreement (MOA) with Polymax, whereby the Parent Company confirmed the designation of Polymax as the acquiring company in the proposed acquisition of the senior secured debt papers of BPC from International Finance Corporation (IFC). Under the MOA, the Parent Company and Polymax agreed that (a) the acquisition of the secured debt paper would be for the account and benefit of the Parent Company; (b) the funding for the acquisition would be provided and arranged by the Parent Company; and (c) the exercise of creditor rights arising from the secured debts via foreclosure and takeover of the assets of BPC would be directed by and for the account and benefit of the Parent Company. In addition, the Parent Company would make certain advances to Polymax.

On December 19, 2003, Polymax and IFC entered into an Assignment and Transfer Agreement (the Agreement) for the purchase by the former of the senior secured debt papers of BPC. The Parent Company advanced to Polymax the initial deposit of US\$5 million, which was remitted to IFC for the assignment payment, pursuant to the terms of the Agreement. On February 11, 2004, IFC confirmed that it has received the full payment for the assignment of the senior secured debt papers of BPC.

To partially finance the Parent Company's advances relating to the Petrochemical Project, the Parent Company obtained short-term loans from local banks. With the delay in the completion of the activities and the conditions required for the Petrochemical Project, the Parent Company was unable to pay the bank loans on maturity dates. As of December 31, 2006, the amounts payable to the banks totaled ₱866.7 million, consisting of the outstanding principal balance of ₱378.3 million and finance charges of ₱488.4 million. In 2007, these past due liabilities were unilaterally transferred to and applied against the advances made to Polymax as discussed in Note 6.

Pursuant to the Parent Company's plan of acquiring full control of BPC, instead of exercising creditor rights, the Parent Company, on April 16, 2004, entered into a Share Purchase Agreement (SPA) with BPC, Tybalt Investment Limited (TIL), BP Holdings International B.V. (BPHI) and Petronas Philippines, Inc. (PPI) with TIL as the purchaser of the 83% interest of the foreign shareholders of BPC. As agreed by the parties, the SPA is to take effect as of March 31, 2004, subject to closing conditions, as defined in the SPA, which the parties have to comply with within a period of 60 days or later if the conditions are not met.

On July 7, 2005, Polymax and BPC executed a Deed of Conveyance, transferring to Polymax under an asset for share swap, the petrochemical plant of BPC in exchange for 85 million common shares of Polymax with par value of US\$1 per share, or a total par value of US\$85 million.

On July 20, 2005, the Parent Company, Polymax and NPC International Limited (NPCI) entered into a SPA which provided that, subject to certain conditions, including the transfer of the petrochemical plant of BPC free from encumbrances, NPCI will acquire 60% of the issued share capital of NPCA from Polymax.

On August 9, 2005, Polymax and NPCA executed a Deed of Conveyance, transferring to NPCA, under an asset for share swap, the same petrochemical plant in exchange for 4.8 million shares of common stock of NPCA with a total par value of ₱4.8 billion, resulting in 100% ownership interest of Polymax in NPCA.

On November 15, 2005, BPC and Polymax executed a Deed of Assignment whereby BPC transferred and conveyed to Polymax all its rights and interest to Polymax's 85 million shares of common stock, with a total value of US\$85 million, in exchange for the discharge of a portion of BPC's secured debt, which was acquired by Polymax from IFC, up to the extent of the value of the shares transferred. Polymax retired the said shares 10 days from the date the Deed of Assignment.

On December 16, 2005, Polymax, NPCI, Petrochemical Industries Investment Company (PIIC) and the Parent Company entered into an amended SPA whereby NPCI and PIIC will purchase 40% and 20% of NPCA's shares of common stock, respectively, from Polymax. In addition to the conditions set forth in the original SPA, the amended SPA also involves advances to be provided by NPCI amounting to US\$15 million representing an advance payment which may be used to fund the bona fide third-party costs of NPCA or BPC for the recommissioning, operation and maintenance of the petrochemical plant or such other third party cost or expenses, taxes or duties as agreed between Polymax and NPCI.

On the same date, the Parent Company, NPCI and PIIC entered into a Guaranteed and Indemnity agreement whereby the Parent Company irrevocably and unconditionally guaranteed the prompt performance and observance by Polymax and the payment on demand by Polymax of all moneys, obligations and liabilities which are now or at any time after the execution of the agreement become due from or owing or incurred by Polymax under or in connection with any of the SPA and the Shareholders' Agreement. The Parent Company also guaranteed that it shall be liable for Polymax's obligations, as if it were a principal debtor, if Polymax's obligations are no longer recoverable from Polymax.

On March 18, 2006, Polymax, NPCI, PIIC and the Parent Company entered into an Agreement of Variation (March 2006 Variation Agreement) to vary and amend the terms of the Amended and Restated Share Purchase Agreement (ARSPA) and the Shareholders' Agreement entered on December 16, 2005. Under the March 2006 Variation Agreement, completion of the conditions and conditions subsequent set forth in the ARSPA was extended to April 30, 2006. Moreover, additional conditions that Polymax needs to satisfy prior to completion were agreed upon.

On the same date, Polymax and NPCI executed a Deed of Absolute Sale whereby Polymax sold, transferred and conveyed to NPCI all the rights, title and interest in 19,090,000 NPCA shares of common stock, equivalent to 40% ownership interest, for a consideration of ₱1.91 billion.

On September 11, 2006, Polymax, NPCI, PIIC, the Parent Company and NPCA entered into another Agreement of Variation (September 2006 Variation Agreement) to further vary and amend the terms of the ARSPA and the Shareholders' Agreement (both initially amended and varied by the March 2006 Variation Agreement). Polymax, in accordance with its obligations under the ARSPA, had notified NPCI and PIIC that it is aware that certain conditions will not be fulfilled by April 30, 2006. As a result, the parties agreed to transfer to PIIC the 9,545,000 NPCA shares of common stock prior to completion, while certain conditions will become conditions subsequent to be completed on December 31, 2006.

On September 20, 2006, Polymax and PIIC executed a Deed of Absolute Sale whereby Polymax sold, transferred and conveyed to PIIC all the rights, title and interest in 9,545,000 NPCA shares of common stock, equivalent to 20% ownership interest, for a consideration of ₱954.5 million.

On December 31, 2006, the ARSPA Variation Agreement expired with the conditions subsequent remaining unsettled. Nevertheless, NPCI and PCII took control of the petrochemical plant resulting in a dispute with the Parent Company and Polymax, which considered the sale of Polymax's 40% and 20% interest in the petrochemical plant to NPCI and PCII as null and void.

On August 21, 2007, the petrochemical plant started commercial operations under NPCI and PIIC.

Subsequently on August 27, 2013, the Parent Company and Polymax entered into a Settlement Agreement with NPCI, PIIC and NAC to resolve fully and finally the dispute arising from the uncompleted acquisition transactions described above. Under the agreement, NPCI shall, among others, pay Polymax the remaining balance of the purchase price of the 60% NPCA shares, net of deductions agreed by the parties. Simultaneous with the execution of the agreement, Polymax shall also sell to NPCI an additional 20% of Polymax's interest in NPCA from the remaining 40% equity holding in NPCA for US\$8 million or its equivalent in Philippine peso. In September 2013 and August 2014, the remaining balance due to Polymax was paid by NCPI, and the 20% interest of Polymax in NPCA was sold to NCPI, respectively, in accordance with the agreement.

As a result of the foregoing settlement, the arbitration tribunal issued on October 2, 2014 an order for withdrawal of the arbitration cases (under the United Nations Commission on International Trade Law Rules of Arbitration), which were earlier filed by the parties due to the dispute rising from their various agreements.

NOTE 3 – SUMMARY OF SIGNIFICANT ACCOUNTING POLICIES

3.1 Statement of Compliance

The Parent Company financial statements are prepared as the separate financial statements of the Parent Company in compliance with Philippine Financial Reporting Standards (PFRS) approved by the Financial Reporting Standards Council and the SEC.

The accompanying financial statements are the Parent Company's financial statements prepared in compliance with Philippine Accounting Standard (PAS) 27, *Consolidated and Separate Financial Statements*.

The Parent Company also prepares and issues consolidated financial statements for the same periods, which include the Parent Company financial statements of subsidiaries. As a publicly listed company, the Parent Company is required by the SEC to prepare both separate and consolidated financial statements under full PFRS, which are available for public use.

The Parent Company financial statements have been prepared on the accrual basis using historical cost basis, except for available-for-sale financial assets that are measured at fair value. The Parent Company financial statements are presented in Philippine peso, which is the Parent Company's functional and presentation currency. All values are rounded to the nearest million, except when otherwise indicated.

The significant accounting policies that have been used in the preparation of these Parent Company financial statements are summarized below. These policies have been consistently applied to all the years presented, unless otherwise stated.

3.2 Changes in Accounting Policy

New standards, amendments to published standards and interpretation to existing standards adopted by the company effective 2016.

- *Amendments to PAS 16 and PAS 38, Clarification of Acceptable Methods of Depreciation and Amortization*

The amendments clarify that a depreciation method that is based on revenue that is generated by an activity that includes the use of an asset is not appropriate for property, plant and equipment introduce a rebuttable presumption that an amortization method that is based on the revenue generated by an activity that includes the use of an intangible asset is inappropriate, which can only be overcome in limited circumstances where the intangible asset is expressed as a measure of revenue, or when it can be demonstrated that revenue and the consumption of the economic benefits of the intangible asset are highly correlated add guidance that expected future reductions in the selling price of an item that was produced using an asset could indicate the expectation of technological or commercial obsolescence of the asset, which, in turn, might reflect a reduction of the future economic benefits embodied in the asset.

The amendments have no impact on the company's financial position or performance.

- *Amendments to PAS 27, Equity Method in Separate Financial Statements*

The amendments permit investments in subsidiaries, joint ventures and associates to be optionally accounted for using the equity method in separate financial statements

The amendments have no impact on the company's financial position or performance.

- *Annual Improvements 2012-2014 Cycle*

Amendments to the following standards:

- PFRS 5 — Adds specific guidance in PFRS 5 for cases in which an entity reclassifies an asset from held for sale to held for distribution or vice versa and cases in which held-for-distribution accounting is discontinued
- PFRS 7 — Additional guidance to clarify whether a servicing contract is continuing involvement in a transferred asset, and clarification on offsetting disclosures in condensed interim financial statements
- PAS 19 — Clarify that the high quality corporate bonds used in estimating the discount rate for post-employment benefits should be denominated in the same currency as the benefits to be paid
- PAS 34 — Clarify the meaning of 'elsewhere in the interim report' and require a cross-reference

The amendments have no impact on the company's financial position or performance.

- *Amendments to PAS 1, Disclosure Initiative*

The amendments address perceived impediments to preparers exercising their judgement in presenting their financial reports by making the following changes: Clarification that information should not be obscured by aggregating or by providing immaterial information, materiality considerations apply to the all parts of the financial statements, and even when a standard requires a specific disclosure, materiality considerations do apply; clarification that the list of line items to be presented in these statements can be disaggregated and aggregated as relevant and additional guidance on subtotals in these statements and clarification that an entity's share of OCI of equity-accounted associates and joint ventures should be presented in aggregate as single line items based on whether or not it will subsequently be reclassified to profit or loss; additional examples of possible ways of ordering the notes to clarify that understandability and comparability should be considered when determining the order of the notes.

The amendments have no impact on the company's financial position or performance.

- *Amendments to PFRS 10, PFRS 12 and PAS 28, Investment Entities: Applying the Consolidation Exception*

The amendments address issues that have arisen in the context of applying the consolidation exception for investment entities by clarifying the following points: The exemption from preparing consolidated financial statements for an intermediate parent entity is available to a parent entity that is a subsidiary of an investment entity, even if the investment entity measures all of its subsidiaries at fair value; A subsidiary that provides services related to the parent's investment activities should not be consolidated if the subsidiary itself is an investment entity; When applying the equity method to an associate or a joint venture, a non-investment entity investor in an investment entity may retain the fair value measurement applied by the associate or joint venture to its interests in subsidiaries; An investment entity measuring all of its subsidiaries at fair value provides the disclosures relating to investment entities required by PFRS 12.

The amendments have no impact on the company's financial position or performance.

New standards, amendments to published standards and interpretation to existing standards effective 2016 not yet adopted by the company.

- *PFRS 11, Accounting for Acquisitions of Interests in Joint Operations (Amendments to PFRS 11)*

The amendment requires an acquirer of an interest in a joint operation in which the activity constitutes a business (as defined in PFRS 3 Business Combinations) to apply all of the business combinations accounting principles in PFRS 3 and other PFRSs, except for those principles that conflict with the guidance in PFRS 11 and disclose the information required by PFRS 3 and other PFRSs for business combinations.

The amendments have no impact on the company's financial position or performance.

- *PFRS 14, Regulatory Deferral Accounts*

The standard permits an entity which is a first-time adopter of International Financial Reporting Standards to continue to account, with some limited changes, for 'regulatory deferral account balances' in accordance with its previous GAAP, both on initial adoption of IFRS and in subsequent financial statements.

The amendments only affect disclosures and have no impact on the company's financial position or performance.

- *Amendments to PAS 16 and PAS 41, Agriculture: Bearer Plants*

The amendments include 'bearer plants' within the scope of PAS 16 rather than PAS 41, allowing such assets to be accounted for as property, plant and equipment and measured after initial recognition on a cost or revaluation basis in accordance with PAS 16. The amendments introduce a definition of 'bearer plants' as a living plant that is used in the production or supply of agricultural produce, is expected to bear produce for more than one period and has a remote likelihood of being sold as agricultural produce, except for incidental scrap sales. The amendments clarify that produce growing on bearer plants remains within the scope of PAS 41.

The amendments have no impact on the company's financial position or performance.

Future Changes in Accounting Policies

The company will adopt the following revised standards, interpretation and amendments when these become effective. Except as otherwise indicated, the Company does not expect the adoption of these new and amended standards and interpretations to have a significant impact on its financial statements.

Effective in 2017

- PFRS 9, Financial Instruments (2009)
- PFRS 9, Financial Instruments (2010)
- IFRS 9, Financial Instruments (Hedge Accounting and amendments to PFRS 9, PFRS 7 and PAS 39) (2013)
- PFRS 10 and PAS 28 (Amendments), Sale or Contribution of Assets between an Investor and its Associate or Joint Venture
- PAS 12 (Amendments), Recognition of Deferred Tax Assets for Unrealized Losses

Effective 2018

- PFRS 9, Financial Instruments (2014)
- PFRS 15, Revenue from Contracts with Customers
- IFRIC 22, Foreign Currency Transactions and Advance Consideration
- PAS 7 (Amendments), Disclosure Initiative
- PFRS 15, Revenue from Contracts with Customers
- PFRS 2 (Amendments), Classification and Measurement of Share-based Payment Transactions
- PFRS 4 (Amendments), Applying PFRS 9 'Financial Instruments' with PFRS 4 'Insurance Contracts'
- PFRS 40 (Amendments), Transfers of Investment Property
- Annual Improvements to PFRS (2014–2016 Cycle)

Amendments to the following standards.

- PFRS 1 - Deletes the short-term exemptions, because they have now served their intended purpose
- PFRS 12 - Clarifies the scope of the standard by specifying that the disclosure requirements in the standard, apply to an entity's interests that are classified as held for sale, as held for distribution or as discontinued operations in accordance with PFRS 5 *Non-current Assets Held for Sale and Discontinued Operations*
- PAS 28 - Clarifies that the election to measure at fair value through profit or loss an investment in an associate or a joint venture that is held by an entity that is a venture capital organization, or other qualifying entity, is available for each investment in an associate or joint venture on an investment-by-investment basis, upon initial recognition

Effective 2019

- PFRS 16, Leases

Cash

Cash includes cash on hand and in banks.

Financial Assets and Liabilities

Date of Recognition. The Parent Company recognizes a financial asset or a financial liability in the Parent Company balance sheet when it becomes a party to the contractual provisions of the instrument. In the case of a regular way purchase or sale of financial assets, recognition and derecognition, as applicable, is done using settlement date accounting.

Initial Recognition of Financial Instruments. Financial instruments are recognized initially at fair value, which is the fair value of the consideration given (in case of an asset) or received (in case of a liability). The fair value of the consideration given or received is determined by reference to the transaction price or other market prices. If such market prices are not reliably determinable, the fair value of the consideration is estimated as the sum of all future cash payments or receipts, discounted using the prevailing market rate of interest for similar instruments with similar maturities. The initial measurement of financial instruments, except for those designated at fair value through profit and loss (FVPL), includes transaction cost.

Subsequent to initial recognition, the Parent Company classifies its financial assets and liabilities in the following categories: held-to-maturity (HTM) financial assets, available-for-sale (AFS) investments, FVPL financial assets and loans and receivables. The classification depends on the purpose for which the investments are acquired and whether they are quoted in an active market. Management determines the classification of its financial assets at initial recognition and, where allowed and appropriate, re-evaluates such designation at every reporting date.

Determination of Fair Value. The fair value for financial instruments traded in active markets at the balance sheet date is based on their quoted market price or dealer price quotations (bid price for long positions and ask price for short positions), without any deduction for transaction costs. When current bid and asking prices are not available, the price of the most recent transaction provides evidence of the current fair value as long as there has not been a significant change in economic circumstances since the time of the transaction.

For all other financial instruments not listed in an active market, the fair value is determined by using appropriate valuation techniques. Valuation techniques include net present value techniques, comparison to similar instruments for which market observable prices exist, options pricing models and other relevant valuation models.

Day 1 Profit. Where the transaction price in a non-active market is different from the fair value of the other observable current market transactions in the same instrument or based on a valuation technique whose variables include only data from observable market, the Parent Company recognizes the difference between the transaction price and fair value (a Day 1 Profit) in the Parent Company statement of comprehensive income unless it qualifies for recognition as some other type of asset. In cases where use is made of data which is not observable, the difference between the transaction price and model value is only recognized in the Parent Company statement of comprehensive income when the inputs become observable or when the instrument is derecognized. For each transaction, the Parent Company determines the appropriate method of recognizing the 'day 1' profit amount.

Financial Assets

Financial Assets at FVPL. Financial assets at FVPL include financial assets held for trading and financial assets designated upon initial recognition at FVPL.

Financial assets are classified as held for trading if they are acquired for the purpose of selling in the near term. Gains or losses on investments held for trading are recognized in the Parent Company statement of comprehensive income.

Financial assets may be designated by management at initial recognition at FVPL, when any of the following criteria is met:

- the designation eliminates or significantly reduces the inconsistent treatment that would otherwise arise from measuring the assets or recognizing gains or losses on a different basis; or
- the assets are part of a group of financial assets, financial liabilities or both which are managed and their performance are evaluated on a fair value basis, in accordance with a documented risk management or investment strategy; or
- the financial instrument contains an embedded derivative, unless the embedded derivative does not significantly modify the cash flows or it is clear, with little or no analysis, that it would not be separately recorded.

The Parent Company has no financial assets at FVPL as of December 31, 2016 and 2015.

Loans and Receivables. Loans and receivables are non-derivative financial assets with fixed or determinable payments that are not quoted in an active market. They are not entered into with the intention of immediate or short-term resale and are not designated as AFS or financial asset at FVPL. Receivables are carried at cost or amortized cost, less impairment in value. Amortization is determined using the effective interest method.

Cash and due from related parties are included in this category.

HTM Investments. HTM investments are quoted non-derivative financial assets with fixed or determinable payments and fixed maturities for which the Parent Company's management has the positive intention and ability to hold to maturity. Where the Parent Company sells other than an insignificant amount of HTM investments, the entire category would be tainted and classified as AFS investments. After initial measurement, these investments are measured at amortized cost using the effective interest method, less impairment in value. Amortized cost is calculated by taking into account any discount or premium on acquisition and fees that is an integral part of the effective interest rate.

Gains and losses are recognized in the Parent Company's statement of comprehensive income when the HTM investments are derecognized or impaired, as well as through the amortization process.

The Parent Company has no HTM investments as of December 31, 2016 and 2015.

AFS Investments. AFS investments are non-derivative financial assets that are designated in this category or are not classified in any of the other categories. Subsequent to initial recognition, AFS investments are carried at fair value in the Parent Company balance sheet. Changes in the fair value of such assets are reported in the equity section of the Parent Company balance sheet until the investment is derecognized or the investment is determined to be impaired. On derecognition or impairment, the cumulative gain or loss previously reported in equity is transferred to the Parent Company statement of comprehensive income. Interest earned on holding AFS investments are recognized in the Parent Company statement of comprehensive income using effective interest rate.

The Parent Company's investments in equity securities recognized under the available-for-sale investments account are classified under this category.

Financial Liabilities

Financial Liabilities at FVPL. Financial liabilities are classified in this category if these result from trading activities or derivative transactions that are not accounted for as accounting hedges, or when the Parent Company elects to designate a financial liability under this category.

The Parent Company has no derivative liabilities as of December 31, 2016 and 2015.

Other Financial Liabilities. This category pertains to financial liabilities that are not held for trading or not designated at FVPL upon the inception of the liability. These include liabilities arising from operations or borrowings.

Financial liabilities are recognized initially at fair value and are subsequently carried at amortized cost, taking into account the impact of applying the effective interest method of amortization (or accretion) for any related premium, discount and any directly attributable transaction costs.

Included in this category are due to related parties and accrued expenses and other current liabilities.

Derecognition of Financial Assets and Liabilities

Financial Assets. A financial asset (or, where applicable, a part of a financial asset or part of a group of similar financial assets) is derecognized when:

- the rights to receive cash flows from the asset have expired;
- the Parent Company retains the right to receive cash flows from the asset, but has assumed an obligation to pay them in full without material delay to a third party under a “pass-through” arrangement; or
- the Parent Company has transferred its rights to receive cash flows from the asset and either (a) has transferred substantially all the risks and rewards of the asset, or (b) has neither transferred nor retained substantially all the risks and rewards of the asset, but has transferred control of the asset.

When the Parent Company has transferred its rights to receive cash flows from an asset and has neither transferred nor retained substantially all the risks and rewards of the asset, the asset is recognized to the extent of the Parent Company’s continuing involvement in the asset.

Financial Liabilities. A financial liability is derecognized when the obligation under the liability is discharged or cancelled or expired.

When an existing financial liability is replaced by another from the same lender on substantially different terms, or the terms of an existing liability are substantially modified, such an exchange or modification is treated as a derecognition of the original liability and the recognition of a new liability, and the difference in the respective carrying amounts is recognized in profit or loss.

Impairment of Financial Assets

The Parent Company assesses at balance sheet date whether a financial asset or group of financial assets is impaired.

Assets Carried at Amortized Cost. If there is objective evidence that an impairment loss on loans and receivables carried at amortized cost has been incurred, the amount of loss is measured as the difference between the asset’s carrying amount and the present value of estimated future cash flows (excluding future credit losses) discounted at the financial asset’s original effective interest rate (i.e., the effective interest rate computed at initial recognition). The carrying amount of the asset shall be reduced either directly or through use of an allowance account. The amount of loss shall be recognized in the Parent Company’s statement of comprehensive income.

The Parent Company first assesses whether objective evidence of impairment exists individually for financial assets that are individually significant, and individually or collectively for financial assets that are not individually significant. If it is determined that no objective evidence of impairment exists for an individually assessed financial asset, whether significant or not, the asset is included in a group of financial assets with similar credit risk

characteristics and that group of financial assets is collectively assessed for impairment. Assets that are individually assessed for impairment and for which an impairment loss is or continues to be recognized are not included in a collective assessment of impairment.

If, in a subsequent period, the amount of the impairment loss decreases and the decrease can be related objectively to an event occurring after the impairment was recognized, the previously recognized impairment loss is reversed. Any subsequent reversal of an impairment loss is recognized in the Parent Company's statement of comprehensive income, to the extent that the carrying value of the asset does not exceed its amortized cost at the reversal date.

Assets Carried at Cost. If there is objective evidence of an impairment loss on an unquoted equity instrument that is not carried at fair value because its fair value cannot be reliably measured, or of a derivative asset that is linked to and must be settled by delivery of such an unquoted equity instrument, the amount of the loss is measured as the difference between the asset's carrying amount and the present value of estimated future cash flows discounted at the current market rate of return for a similar financial asset.

AFS Financial Assets. If an AFS financial asset is impaired, an amount comprising the difference between the cost (net of any principal payment and amortization) and its current fair value, less any impairment loss on that financial asset previously recognized in the Parent Company statement of comprehensive income, is transferred from equity to the Parent Company statement of comprehensive income. Reversals in respect of equity instruments classified as AFS are not recognized in profit. Reversals of impairment losses on debt instruments are reversed through profit or loss; if the increase in fair value of the instrument can be objectively related to an event occurring after the impairment loss was recognized in profit or loss.

Classification of Financial Instruments between Debt and Equity

A financial instrument is classified as debt if it provides for a contractual obligation to:

- deliver cash or another financial asset to another entity; or
- exchange financial assets or financial liabilities with another entity under conditions that are potentially unfavorable to the Parent Company; or
- satisfy the obligation other than by the exchange of a fixed amount of cash or another financial asset for a fixed number of own equity shares.

If the Parent Company does not have an unconditional right to avoid delivering cash or another financial asset to settle its contractual obligation, the obligation meets the definition of a financial liability.

Offsetting Financial Instruments

Financial assets and financial liabilities are offset and the net amount is reported in the Parent Company balance sheet if, and only if, there is a currently enforceable legal right to offset the recognized amounts and there is an intention to settle on a net basis, or to realize the asset and settle the liability simultaneously. This is not generally the case with master netting agreements and therefore, the related assets and liabilities are presented gross in the Parent Company balance sheet.

Asset Held for Sale

An asset is classified as asset held for sale when their carrying amount is to be recovered principally through a sale transaction rather than through continuing use and a sale is highly probable. Asset held for sale is stated at the lower of its carrying amount and fair value less costs to sell.

Investment in Subsidiary

A subsidiary is an entity, including an unincorporated entity such as a partnership, which is controlled by the Parent Company. The Parent Company has control over an entity if it has the power to govern the financial and operating policies of an entity so as to obtain benefits from its activities. Investment in subsidiary in the Parent Company financial statements is carried at cost, less any impairment in the value of the individual investment.

Computer Equipment

Computer equipment is stated at cost less accumulated depreciation and any accumulated impairment in value. Such cost includes the cost of replacing part of the computer equipment at the time that cost is incurred, if the recognition criteria are met, and excludes the costs of day-to-day servicing.

The initial cost of computer equipment comprises its purchase price, including import duties, taxes and any directly attributable costs in bringing the asset to its working condition and location for its intended use. Expenditures incurred after the asset has been put into operation, such as repairs, maintenance and overhaul costs, are normally recognized as expense in the period the costs are incurred. In situations where it can be clearly demonstrated that the expenditures have improved the condition of the asset beyond the originally assessed standard of performance, the expenditures are capitalized as an additional cost of computer equipment.

Depreciation of computer equipment is computed using the straight-line method over the estimated useful lives of three years.

The remaining useful life, residual value and depreciation method are reviewed and adjusted, if appropriate, at each financial year-end to ensure that such periods and method of depreciation are consistent with the expected pattern of economic benefits from the items of computer equipment.

The carrying value of computer equipment is reviewed for impairment when events or changes in circumstances indicate that the carrying value may not be recoverable.

Fully depreciated assets are retained in the accounts until they are no longer in use and no further depreciation and amortization is credited or charged to current operations.

When each major inspection is performed, its cost is recognized in the carrying amount of the computer equipment as a replacement, if the recognition criteria are satisfied.

An item of computer equipment is derecognized when either it has been disposed or when it is permanently withdrawn from use and no future economic benefits are expected from its use or disposal. Any gains or losses arising on the retirement and disposal of an item of computer equipment (calculated as the difference between the net disposal proceeds and the carrying amount of the asset) are included in the Parent Company's statement of comprehensive income in the period of retirement or disposal.

Impairment of Non-Financial Assets

The carrying values of investment in subsidiary and computer equipment are reviewed for impairment when events or changes in circumstances indicate that the carrying value may not be recoverable. If any such indication exists, and if the carrying value exceeds the estimated recoverable amount, the assets or cash-generating units are written down to their recoverable amounts. The recoverable amount of the asset is the greater of fair value less costs to sell or value in use. The fair value less costs to sell is the amount obtainable from the sale of an asset in an arm's length transaction between knowledgeable, willing parties, less costs of disposal. In assessing value in use, the estimated future cash flows are discounted to their present value using a pre-tax discount rate that reflects current market assessments of the time value of money and the risks specific to the asset. For an asset that does not generate largely independent cash inflows, the recoverable amount is determined for the cash-generating unit to which the asset belongs. Impairment losses of continuing operations are recognized in the Parent Company's statement of comprehensive income in those expense categories consistent with the function of the impaired asset.

An assessment is made at each reporting date as to whether there is any indication that previously recognized impairment losses may no longer exist or may have decreased. If such indication exists, the recoverable amount is estimated. A previously recognized impairment loss is reversed only if there has been a change in the estimates used to determine the asset's recoverable amount since the last impairment loss was recognized. If that is the case, the carrying amount of the asset is increased to its recoverable amount. That increased amount cannot exceed the carrying amount that would have been determined, net of depreciation and amortization, had no impairment loss been recognized for the asset in prior years. Such reversal is recognized in profit or loss. After such a reversal, the depreciation charge is adjusted in future periods to allocate the asset's revised carrying amount, less any residual value, on a systematic basis over its remaining useful life.

Revenue

Revenue is recognized to the extent that it is probable that the economic benefits associated with the transaction will flow to the Parent Company and the revenue can be measured reliably.

Dividend income is recognized when the right to receive the payment is established.

Interest income is recognized as the interest accrues, taking into account the effective yield on the asset.

Operating Leases

The determination of whether an arrangement is, or contains a lease is based on the substance of the arrangement and requires an assessment of whether the fulfillment of the arrangement is dependent on the use of a specific asset or assets and the arrangement conveys a right to use the asset.

Leases which do not transfer to the Parent Company substantially all the risks and benefits of ownership of the asset are classified as operating leases. Operating lease payments are recognized as an expense in the statement of comprehensive income on a straight-line basis over the lease term. Associated costs such as maintenance and insurance are expensed as incurred.

Retirement Benefits Cost

The Parent Company provides for estimated retirement benefits to be paid under Republic Act (RA) No. 7641 to its permanent employee. The amount of retirement benefits is dependent on such factors as years of service and compensation.

Foreign Currency Transactions and Translations

Transactions denominated in foreign currency are recorded in Philippine peso using the prevailing exchange rate at the date of the transaction. Outstanding monetary assets and liabilities denominated in foreign currencies are translated to Philippine peso using the prevailing exchange rate at balance sheet date. Foreign exchange gains or losses arising from the translation at balance sheet date or settlement of monetary items at rates different from those at which they were initially recorded are credited to or charged against current operations.

Income Tax

Income tax for the year comprises current and deferred income tax. Income tax is recognized in the Parent Company's statement of comprehensive income except to the extent that it relates to items recognized directly in equity, in which case it is recognized in equity.

Current Tax

Current tax assets and liabilities for the current and prior periods are measured at the amount expected to be recovered from or paid to tax authority. The tax rates and tax laws used to compute the current tax are those that are enacted and substantively enacted as of balance sheet date.

Deferred Tax

Deferred income tax is provided using the balance sheet liability method. Deferred tax assets and liabilities are recognized for the future tax consequences attributable to temporary differences between the carrying amounts of asset and liabilities for financial reporting purposes and the amounts used for taxation purposes, and the carry forward tax benefit of the net operating loss carryover (NOLCO). The amount of deferred income tax provided is based on the expected manner of realization or settlement of the carrying amount of assets and liabilities, using tax rates enacted at the balance sheet date. A deferred tax asset is recognized only to the extent that it is probable that future taxable profits will be available against which the deductible temporary differences and the carry forward benefit of unused NOLCO can be utilized. Deferred tax assets are reduced to the extent that it is no longer probable that the related tax benefit will be realized.

Related Parties

Parties are considered to be related if one party has the ability, directly or indirectly, to control the other party or exercise significant influence over the other party in making financial and operating decisions. Parties are also considered to be related if they are subject to common control or common significant influence. Related parties may be individuals or corporate entities. Transactions between related parties are on an arm's length basis in a manner similar to transactions with non-related parties.

Provisions

Provisions are recognized only when the Parent Company has (a) a present obligation (legal or constructive) as a result of past event; (b) it is probable (i.e., more likely than not) that an outflow of resources embodying economic benefits will be required to settle the obligation; and (c) a reliable estimate can be made of the amount of the obligation. If the effect of the time value of money is material, provisions are determined by discounting the expected future cash flows at a pre-tax rate that reflects current market assessment of the time value of money and, where appropriate, the risks specific to the liability. Where discounting is used, the increase in the provision due to the passage of time is recognized as interest expense. Where the Parent Company expects a provision to be reimbursed, the reimbursement is recognized as a Parent Company asset but only when the receipt of the reimbursement is virtually certain.

Contingencies

Contingent liabilities are not recognized in the Parent Company financial statements. They are disclosed unless the possibility of an outflow of resources embodying economic benefits is remote. Contingent assets are not recognized in the Parent Company financial statements but are disclosed when an inflow of economic benefits is probable.

Events After the Reporting Date

Post year-end events that provide additional information about the Parent Company's position at balance sheet date (adjusting events) are reflected in the Parent Company's financial statements. Post year-end events that are not adjusting events are disclosed in the notes to the Parent Company financial statements when material.

NOTE 4 – CRITICAL ACCOUNTING ESTIMATES AND JUDGMENTS

4.1 Use of Estimates and Judgment

The preparation of the Parent Company's financial statements in conformity with PFRS requires management to make estimates and assumptions that affect the amounts reported in the Parent Company's financial statements and accompanying notes. The estimates, judgments and assumptions used in the accompanying Parent Company's financial statements are based upon management's evaluation of relevant facts and circumstances as of the date of the Parent Company's financial statements. Actual results could differ from such estimates. Future events may occur which will cause the judgments and assumptions used in arriving at the estimates to change. The effects of any change in judgments and estimates are reflected in the financial statements as these become reasonably determinable.

The estimates and underlying assumptions are reviewed on an ongoing basis. Revisions to accounting estimates are recognized in the period in which the estimate is revised if the revision affects only that period or in the period of the revision and future periods if the revision affects both current and future periods.

Estimated Allowance for Doubtful Accounts and Probable Losses

The Parent Company reviews the carrying amounts of due from related parties, creditable withholding taxes and input taxes (classified as other current assets) as well as advances to Polymax (under asset held for sale) at each balance sheet date and reduces the balance of these assets to their estimated recoverable amounts.

Creditable withholding taxes and input taxes totaling ₱12,151,929 and ₱12,059,591 as of December 31, 2016 and 2015, respectively, were provided with ₱10,558,918 allowances for probable losses as of December 31, 2016 and 2015 (see Note 10).

Advances to Polymax (under asset held for sale) amounting to ₱415.4 million as of December 31, 2016 and 2015 constitute 96% and 94%, respectively, of the Parent Company's total assets at the end of 2016 and 2015. The realization of the Parent Company's advances to Polymax and the settlement of the past due liabilities carried in the books of Polymax, for which the Parent Company is jointly and severally liable, are dependent on whether sufficient cash flows can be generated from the sale of Polymax's remaining 20% interest in NPCA and from the letter of comfort issued by the Parent Company's major stockholders in favor of the Parent Company (see Note 11).

Estimated Useful Life and Residual Value of Computer Equipment

The Parent Company estimates the useful life and residual value of its computer equipment based on the period over which the assets are expected to be available for use. The Parent Company reviews annually the estimated useful life and residual value of computer equipment based on factors that include asset utilization, internal technical evaluation, technological changes, and anticipated use of the assets. It is possible that future results of operations could be materially affected by changes in these estimates brought about by changes in factors mentioned. A reduction in the estimated useful life of equipment would increase depreciation expense, while an increase in the estimated useful lives would decrease depreciation expense. As of December 31, 2016 and 2015, equipment, net of accumulated depreciation, amounted to nil for both years and total depreciation expense charged to operations amounted to NIL in 2016 and ₱2,195 in 2015 (see Note 14). In 2014, depreciation expense recognized in the current operations amounted to ₱6,414 (see Note 14).

Asset Impairment

The Parent Company assesses the impairment of assets whenever events or changes in circumstances indicate that the carrying amount of an asset may not be recoverable. The Parent Company has determined that its investment in subsidiary amounting to ₱647,976,305 is impaired resulting to allowance of ₱629,335,805 as of December 31, 2016 and 2015 (see Note 13).

Computer equipment maintained by the Parent Company is at zero book value, no impairment is recognized for this asset (see Note 14).

Fair Value of Financial Asset and Financial Liabilities

The Parent Company carries certain financial assets and financial liabilities at fair value, which requires the use of accounting estimates and judgment. The significant components of fair value measurement were determined using verifiable objective evidence (i.e., quoted market prices, interest rates). In the case of those financial assets and financial liabilities that have no active markets, fair values are determined using an appropriate valuation technique. Any change in fair value of these financial assets and liabilities would affect profit or loss and equity.

The recoverable amount of AFS investments with available market prices was determined based on quoted bid prices. AFS investments amounted to ₱4,742,100 and ₱4,885,800 as of December 31, 2016 and 2015, respectively (see Note 12).

Realizability of Deferred Tax Assets

The Parent Company reviews the carrying amounts of deferred income taxes at each balance sheet date and reduces deferred income tax assets (DTA) to the extent that it is no longer probable (or recognizes DTA to the extent that it is probable) that sufficient taxable profit will be available to allow all or part of the deferred income tax assets to be utilized.

The Parent Company did not recognize deferred income tax assets on deductible temporary difference (accrued retirement benefits cost and unused NOLCO) totaling ₱5.3 million, ₱5.3 million and ₱6.3 million as of December 31, 2016, 2015 and 2014 respectively, because management believes that the Parent Company may not have sufficient future taxable profits available to allow utilization of these deferred income tax assets (see Note 17).

Classification of Financial Instruments

The Parent Company classifies a financial instrument, or its component parts, on initial recognition, as a financial asset, a financial liability or an equity instrument in accordance with the substance of the contractual arrangement and the definitions of a financial asset, financial liability or an equity instrument. The substance of financial instrument, rather than its legal form, governs its classification in the Parent Company's balance sheet.

The Parent Company determines the classification at initial recognition and reevaluates this designation at every financial reporting date.

Contingencies

The Parent Company is currently involved in various legal proceedings, which are normal to its business as discussed in Note 25. The Parent Company's estimate of the probable costs for these proceedings and resolution of these claims have been developed in consultation with outside counsel handling the prosecution and defense of these cases and is based upon an analysis of potential results. The Parent Company and its legal counsel believe that these legal proceeding will not have a material adverse effect on the financial statements. It is possible, however, that changes in estimates relating to these proceedings may materially affect results of operations.

NOTE 5 – FINANCIAL RISK MANAGEMENT OBJECTIVES AND POLICIES

The Parent Company's principal financial instruments consist of cash, due from related parties, AFS investments and due to related parties. The main purpose of these financial instruments is to finance the Parent Company's operations. Other financial liabilities consist of accrued expenses and other current liabilities, which arise directly from the Parent Company's operations.

The main risks arising from the Parent Company's financial instruments are credit risk and liquidity risk. The BOD reviews and approves the policies for managing these risks which are summarized below.

Credit Risk

It is the Parent Company's policy to require all concerned related parties to comply and undergo a credit verification process with emphasis on their capacity, character and willingness to pay. In addition, receivables are closely monitored so that exposure to bad debts is minimized.

a. Maximum exposure to credit risk

The Parent Company's financial assets as reflected in the statements of financial position and related notes already represent their maximum financial assets' exposure to credit risk before and after taking into account collateral or credit enhancement held as of the reporting dates.

b. Credit quality per class of financial assets

Description of the credit quality grades used by the Company follows:

Financial assets -AFS investments

High grade - Counterparties that are consistently profitable, have strong fundamentals and pays out dividends.

Standard grade - Counterparties that recently turned profitable and have the potential of becoming a high-grade company. These counterparties have sound fundamentals.

Substandard grade - Counterparties that are not yet profitable, speculative in nature but have the potential to turn around fundamentally.

Loans and receivables

High grade - High probability of collection (the counterparty has the apparent ability to satisfy its obligation and the security on the receivables are readily enforceable).

Standard grade - Collections are probable due to the reputation and the financial ability of the counterparty to pay.

Substandard grade - The counterparty shows probability of impairment based on historical trends.

The tables below show credit quality by class of financial assets based on the Company's credit quality grades

(gross of related allowance for credit losses).

Particulars	2016			2015		
	Neither Past Due nor Impaired			Neither Past Due nor Impaired		
	High Grade	Standard Grade	Total	High Grade	Standard Grade	Total
Loans and receivables:						
*Cash	₱ 848,465	₱ -	₱ 848,465	₱ 1,354,343	₱ -	₱ 1,354,343
Due from related parties	250,000	-	250,000	250,000	-	250,000
Total loans and receivables	1,098,465	-	1,098,465	1,604,343	-	1,604,343
AFS investment	4,742,100	-	4,742,100	4,885,800	-	4,885,800
Total	₱ 5,840,565	₱ -	₱ 5,840,565	₱ 6,490,143	₱ -	₱ 6,490,143

*Excludes cash on hand

The credit quality of receivables is managed by the Group using internal credit quality ratings. High and medium grade accounts consist of receivables from debtors with good financial standing and with relatively low defaults. The Group constantly monitors the receivables from these customers in order to identify any adverse changes in credit quality. The allowance for doubtful accounts is provided for those receivables that have been identified as individually impaired.

The risk on cash is minimal as the Parent Company deals only with reputable banks with strong credit ratings.

Due from related parties are high grade accounts that are due from related parties with good financial standing.

Liquidity Risk

The Parent Company's objective is to maintain a balance between flexibility and continuity of funding. However, because of past due liabilities for which the Parent Company is jointly and severally liable, the Parent Company's access to funds has been limited to those of its related parties in the form of advances. Current working capital requirements will continue to be sourced from short-term loans and advances from related parties.

The table below shows the maturity profile of the financial assets and liabilities, based on its internal methodology that manages liquidity based on contractual undiscounted cash flows:

Particulars	2016			
	On Demand	Within 1 Year	More than 1 Year	Total
Financial Assets				
*Cash	₱ 848,465	₱ -	₱ -	₱ 848,465
Trade and other receivables		250,000	-	250,000
Subtotal	848,465	250,000	-	1,098,465
AFS investment	-	-	4,742,100	4,742,100
Total	848,465	250,000	4,742,100	5,840,565
Financial Liabilities				
Due to related parties	₱ -	₱ -	₱ 34,813,190	₱ 34,813,190
Accounts payable and accrued expenses	-	185,792,038	-	185,792,038
Total	-	185,792,038	34,813,190	220,605,228
Net Position	₱ 848,465	₱ (185,542,038)	₱ (30,071,090)	₱ (214,764,663)

*Excludes cash on hand

Particulars	On Demand	Within 1 Year	More than 1 Year	Total
Financial Assets				
*Cash	₱ 1,354,343	₱ -	₱ -	₱ 1,354,343
Trade and other receivables	-	250,000	-	250,000
Subtotal	1,354,343	250,000	-	1,604,343
AFS investment	-	-	4,885,800	4,885,800
Total	1,354,343	250,000	4,885,800	6,490,143
Financial Liabilities				
Due to related parties	₱ -	₱ -	₱ 31,876,167	₱ 31,876,167
Accounts payable and accrued expenses	-	185,782,126	-	185,782,126
Total	-	185,782,126	31,876,167	217,658,293
Net Position	₱ <u>1,354,343</u>	₱ <u>(185,532,126)</u>	₱ <u>(26,990,367)</u>	₱ <u>(211,168,150)</u>

**Excludes cash on hand*

The Parent Company's due to related parties and accrued expenses and other current liabilities are payable in less than one year.

NOTE 6 – CAPITAL MANAGEMENT

The primary objectives of the Parent Company's capital management are to safeguard the ability of the Parent Company to continue as a going concern and to maintain a capital structure that supports its business. The Parent Company manages its capital structure in light of changes in economic conditions and in close coordination with its major stockholders and other related parties by making adjustments on payments to its related parties and issuing new shares.

The BOD has overall responsibility for monitoring capital in proportion to risk. Profiles for capital ratios are set in the light of changes in the Parent Company's external environment and the risks underlying the Parent Company's business, operation and industry.

The Parent Company defines capital as paid-in capital stock, additional paid-in capital and retained earnings (deficit). Other components of equity such as reserve for fluctuations in AFS investments are excluded from capital for purposes of capital management.

The Parent Company monitors capital as follows:

Particulars	2016	2015
Capital stock	₱ 306,122,449	₱ 306,122,449
Additional paid-in capital	3,571,923	3,571,923
Deficit	(90,839,382)	(87,566,786)
Total	₱ <u>218,854,990</u>	₱ <u>222,127,586</u>

The Parent Company is not subject to externally-imposed capital requirements.

NOTE 7 – FINANCIAL ASSETS AND FINANCIAL LIABILITIES
--

The following table summarizes the carrying and fair values of the Parent Company's financial assets and financial liabilities as of December 31, 2016 and 2015:

Particulars	2016		2015	
	Carrying Value	Fair Value	Carrying Value	Fair Value
Financial Assets				
Cash	₱ 873,465	₱ 873,465	₱ 1,379,343	₱ 1,379,343
Due from related parties	250,000	250,000	250,000	250,000
AFS investments	4,742,100	4,742,100	4,885,800	4,885,800
	₱ <u>5,865,565</u>	₱ <u>5,865,565</u>	₱ <u>6,515,143</u>	₱ <u>6,515,143</u>
Financial Liabilities				
Due to related parties	₱ 34,813,190	₱ 34,813,190	₱ 31,876,167	₱ 31,876,167
Accrued expenses and other current liabilities	185,792,038	185,792,038	185,782,126	185,782,126
Total	₱ <u>220,605,228</u>	₱ <u>220,605,228</u>	₱ <u>217,658,293</u>	₱ <u>217,658,293</u>

The following methods and assumptions were used to estimate the fair value of each class of financial instrument for which it is practicable to estimate such value:

Current Financial Assets and Financial Liabilities

Due to the short-term nature of the transactions, the carrying values of cash, due from (to) related parties and accrued expenses and other current liabilities approximate their fair values.

AFS Investments

The fair values of AFS investments, which are publicly traded instruments, are based on quoted bid prices.

NOTE 8 – CASH

As of December 31, the account consists of the following:

Particulars	2016	2015
Petty cash	₱ 25,000	₱ 25,000
Cash in bank	<u>848,465</u>	<u>1,354,343</u>
Total	₱ <u>873,465</u>	₱ <u>1,379,343</u>

NOTE 9 – TRADE AND OTHER RECEIVABLES, NET
--

As of December 31, the account consists of the following:

Particulars	2016	2015
Advances to officers and employees	₱ 44,915	₱ 49,382
Advances to subsidiaries	<u>147,998,473</u>	<u>147,913,743</u>
Total	148,043,388	147,963,125
Less: Allowance for impairment	<u>(147,748,473)</u>	<u>(147,663,743)</u>
Total	₱ <u>294,915</u>	₱ <u>299,382</u>

A reconciliation of allowance for impairment of receivables is shown below:

Particulars	2016	2015
Balance at the beginning of the year	₱ 147,663,743	₱ 142,717,632
Provision for impairment of receivables (Note 21)	<u>84,730</u>	<u>4,946,111</u>
Balance at the end of the year	<u>₱ 147,748,473</u>	<u>₱ 147,663,743</u>

NOTE 10 – OTHER CURRENT ASSETS, NET

This account consists of:

Particulars	2016	2015
Creditable withholding taxes	₱ 7,721,700	₱ 7,721,700
Input taxes	4,430,229	4,337,891
Prepaid income tax	145,977	148,987
Prepaid expense	91,964	-
Deferred MCIT	<u>3,010</u>	<u>-</u>
Total	12,392,880	12,208,578
Less: Allowance for probable losses	<u>(10,558,918)</u>	<u>(10,558,918)</u>
Net realizable value	<u>₱ 1,833,962</u>	<u>₱ 1,649,660</u>

In 2015, the Parent Company reversed the allowance for probable losses provided for in prior periods amounting to ₱1,873,136. Assessment made by the Group disclosed over sufficiency of the allowance for probable losses, which resulted to the write down made during the period.

The Parent Company also recognized additional prepaid income tax in 2015 amounting to ₱2,112,008 arising from the prior period which was unrecognized in the books of the Parent Company.

NOTE 11 – ASSET HELD FOR SALE

Asset held for sale amounting to ₱415,410,450 as of December 31, 2016 and 2015, which constitutes 96% and 94%, respectively, of the Parent Company's total assets for both years, represents advances to Polymax, the Parent Company's special purpose entity incorporated in British Virgin Islands solely for the purpose of acquiring the petrochemical plant of NPCA as discussed in Note 2.

On March 18 and September 20, 2006, Polymax's interest in NPCA of 40% and 20%, respectively, was sold. Thereafter, management decided to discontinue operations and ceased operating as a going concern. The remaining 40% interest of Polymax in NPCA, which is for sale, is valued at ₱900 million, which is the estimated recoverable amount from the sale of the investment. The realization of the Parent Company's advances to Polymax and the settlement of Polymax's past due liabilities related to the asset for sale, for which the Parent Company is jointly and severally liable, are dependent on whether sufficient cash flows can be generated from the sale of Polymax's remaining 20% interest in NPCA, which is for sale. In this regard and to ensure the recoverability of the Parent Company's advances to Polymax, the Parent Company's major stockholders issued a letter of comfort in favor of the Parent Company on September 30, 2014.

During 2014, 20% of the 40% remaining interest of Polymax in NPCA was sold. To reiterate assurance of the collectability of the Parent Company's advances to Polymax, a comfort letter dated April 10, 2015 was issued by the major stockholders of the Parent Company.

On December 16 and 22, 2015, the Company was able to collect advances from Polymax amounted to ₱300 million and ₱73 million respectively.

Condensed unaudited financial information of Polymax as of December 31, 2016 and 2015 prepared on the liquidation basis of accounting is shown in the table below.

Particulars	2016	2015
Assets		
Cash and cash equivalents	₱ 130,966,060	₱ 130,966,060
Assets held for sale	347,720,000	347,720,000
Due from related parties	157,433,309	157,433,309
Total assets	<u>636,119,369</u>	<u>636,119,369</u>
Liabilities		
Liabilities related to asset held for sale	994,668,446	994,668,446
Due to Metro Alliance Holdings and Equities Corp.	415,410,450	415,410,450
Other payable	49,030,000	49,030,000
Total liabilities	<u>1,459,108,896</u>	<u>1,459,108,896</u>
Capital deficiency	₱ <u>822,989,527</u>	₱ <u>822,989,527</u>

Assets held for sale of Polymax pertains to the estimated recoverable value of Polymax's remaining 20% interest in NPCA.

Due from related parties of Polymax represents amount due from the Wellex group of companies.

Liabilities related to asset held for sale of Polymax pertain to past due liabilities, which were obtained to finance the purchase of 100% ownership interest in NPCA. The Parent Company is jointly and severally liable with Polymax with respect to these past due liabilities.

Polymax's share in the net loss of NPCA amounted to ₱172.4 million in 2016 and ₱208.2 million in 2015; however, this was not recognized in both years so that the carrying value of Polymax's investment in NPCA will not fall below its estimated recoverable value from sale of ₱450 million.

NOTE 12 – AVAILABLE-FOR-SALE INVESTMENTS

As of December 31, the account consists of:

Particulars	2016	2015
At acquisition cost	₱ 3,681,723	₱ 3,681,723
Cumulative fair value gain – in equity	1,060,377	1,204,077
Total	₱ <u>4,742,100</u>	₱ <u>4,885,800</u>

The investment in securities consists of investment in shares of stock of a publicly-listed company whose fair value is based on published prices on Philippine Stock Exchange.

The reconciliation of the carrying amounts of investments is as follows:

Particulars	2016	2015
Beginning balance	₱ 4,885,800	₱ 6,471,483
Additions	-	-
Disposal	-	-
Fair value loss	<u>(143,700)</u>	<u>(1,585,683)</u>
Total	₱ <u>4,742,100</u>	₱ <u>4,885,800</u>

Movements in the net unrealized gain (loss) on available-for-sale financial assets are as follows:

Particulars	2016	2015
Beginning balance	₱ 1,204,077	₱ 2,789,760
Fair value loss	<u>(143,700)</u>	<u>(1,585,683)</u>
Total	<u>₱ 1,060,377</u>	<u>₱ 1,204,077</u>

NOTE 13 – INVESTMENT IN SUBSIDIARIES, NET

As of December 31, the account consists of the following:

Particulars	2016	2015
Unlisted shares, carried at cost		
Asia HealthCare Inc. (AHI)	₱ 9,000,000	₱ 9,000,000
Consumer Products Distribution Services, Inc. (CPDSI)	540,335,805	540,335,805
Fez-Eac Holdings Inc. (FEZ)	30,000,000	30,000,000
Metro Combined Logistics Solutions, Inc (MCLSI)	18,640,500	18,640,500
Zuellig Distributors Inc.(ZDI)	<u>50,000,000</u>	<u>50,000,000</u>
Total	647,976,305	647,976,305
Less: Allowance for impairment	<u>(629,335,805)</u>	<u>(629,335,805)</u>
Net realizable value	<u>₱ 18,640,500</u>	<u>₱ 18,640,500</u>

Details of the Company's Subsidiaries and the related movement in investments are as follows:

Subsidiaries	Principal Activity	Shares held	Description of Percentage of Ownership Interest	
			2016	2015
AHI	Trading and pharmacy management	60%	60%	60%
CPDSI	Importation/Distributor of Polypropylene	100%	100%	100%
FEZ	Trading and distribution	100%	100%	100%
MCLSI	Outside logistic provider	51%	51%	51%
ZDI	Trading and distribution	100 %	100%	100%

NOTE 14 – PROPERTY AND EQUIPMENT, NET

As of December 31, 2016, the property and equipment held by the Company is NIL, no acquisition was made during the year and no depreciation expense was recognized.

As of December 31, 2015, the account consists of the following:

Particulars	Beginning Balance	Additions	Disposals	Ending Balance
Cost:				
Computer equipment	₱ 84,545	₱ -	₱ -	₱ 84,545
Accumulated Depreciation:				
Computer equipment	₱ 82,350	₱ 2,195	₱ -	₱ 84,545
Net Book Value	<u>₱ 2,195</u>			<u>₱ -</u>

Depreciation expense charged to operations for periods ending December 31, 2015 and 2014 amounted to ₱2,195 and ₱6,414, respectively (See Note 21).

NOTE 15 – ACCRUED EXPENSES AND OTHER CURRENT LIABILITIES

This account consists of:

Particulars	2016	2015
Accrued expenses	₱ 185,775,691	₱ 185,769,843
Other liabilities	<u>321,459</u>	<u>317,777</u>
Total	₱ <u>186,097,150</u>	₱ <u>186,087,620</u>

Other liabilities pertain to payable to government agencies.

The Parent Company has liabilities arising in the ordinary conduct of business, which are either pending decision by the government authorities or are being contested, the outcome of which are not presently determinable. In the opinion of management and its legal counsel, adequate provisions, which are recorded as part of accrued expenses, have been provided in the financial statements to cover liabilities that may arise as a result of an adverse decision that may be rendered.

Provisions relate to pending claims jointly and severally against the Parent Company and Polymax and pending claims and tax assessment solely against the Parent Company. The information usually required by PAS 37, *Provisions, Contingent Liabilities and Contingent Assets*, is not disclosed on the grounds that it may prejudice the outcome of these claims and tax assessments.

NOTE 16 – DUE TO SUBSIDIARIES, AFFILIATES AND STOCKHOLDERS, NET
--

As of December 31, 2016, this account consists of:

Particulars	Beginning Balance	Additions	Payments/ Adjustments	Ending Balance
<i>Due to Affiliate</i>				
Acesite	₱ 5,627,202	₱ -	₱ -	₱ 5,627,202
The Wellex Group, Inc. (TWGI)	31,472,501	2,965,023	-	34,437,524
Wellex Mining Corporation	225,000	-	-	225,000
PHES	28,000	-	28,000	-
Others	<u>(5,476,536)</u>	<u>-</u>	<u>-</u>	<u>(5,476,536)</u>
Subtotal	₱ <u>31,876,167</u>	₱ <u>2,965,023</u>	₱ <u>28,000</u>	₱ <u>34,813,190</u>
<i>Due to Subsidiaries</i>				
Consumer Products Distribution				
Services	233,342,805	-	-	233,342,805
FEZ-EAC Holding Inc.	30,078,688	-	-	30,078,688
Zuellig Distributors Inc.	27,446,253	-	-	27,446,253
Valuation allowance for impairment	<u>(290,867,746)</u>	<u>-</u>	<u>-</u>	<u>(290,867,746)</u>
Subtotal	₱ <u>-</u>	₱ <u>-</u>	₱ <u>-</u>	₱ <u>-</u>
Total (Note 22)	₱ <u>31,876,167</u>	₱ <u>2,965,023</u>	₱ <u>28,000</u>	₱ <u>34,813,190</u>

As of December 31, 2015, this account consists of:

Particulars	Beginning Balance	Additions	Payments/ Adjustments	Ending Balance
<i>Due to Affiliate</i>				
Acesite	₱ 6,239,732	₱ -	₱ 612,530	₱ 5,627,202
The Wellex Group, Inc. (TWGI)	22,491,483	8,981,018	-	31,472,501
Wellex Mining Corporation	225,000	-	-	225,000
PHES	28,000	-	-	28,000
Waterfront Philippines, Inc. (WPI)	369,206,119	-	369,206,119	-
Others	<u>(5,476,536)</u>	<u>-</u>	<u>-</u>	<u>(5,476,536)</u>
Subtotal	₱ <u>392,713,798</u>	₱ <u>8,981,018</u>	₱ <u>369,818,649</u>	₱ <u>31,876,167</u>
<i>Due to Subsidiaries</i>				
Consumer Products Distribution Services	₱ 233,342,805	₱ -	₱ -	₱ 233,342,805
FEZ-EAC Holding Inc.	30,078,688	-	-	30,078,688
Zuellig Distributors Inc.	27,446,253	-	-	27,446,253
Valuation allowance for impairment	<u>(290,867,746)</u>	<u>-</u>	<u>-</u>	<u>(290,867,746)</u>
Subtotal	₱ <u>-</u>	₱ <u>-</u>	₱ <u>-</u>	₱ <u>-</u>
Total (Note 22)	₱ <u>392,713,798</u>	₱ <u>9,206,018</u>	₱ <u>369,818,649</u>	₱ <u>31,876,167</u>

The amounts due to related parties pertain to unsecured and noninterest bearing advances provided to the Parent Company to finance its working capital requirements, capital expenditures, Petrochemical Project support and for other investments and have no definite repayment terms.

Due to WPI pertains to interest bearing advances to the Parent Company to support its working capital requirements and Petrochemical Project. These advances bear 2% interest per annum.

NOTE 17 – INCOME TAXES

The reconciliation of the income tax expense computed at the statutory tax rate with the income tax expense shown in the Parent Company statements of comprehensive income is as follows:

Particulars	2016	2015	2014
Net loss	₱ <u>(3,272,596)</u>	₱ <u>(1,433,882)</u>	₱ <u>(13,833,117)</u>
Permanent differences:			
Non-deductible expenses and losses	-	3,035,714	-
Impairment loss of receivables	283,426	4,946,111	-
Interest income subjected to final tax	(1,475)	(6,874)	(3,711)
Interest expense subject to ceiling	-	2,835	1,531
Non-deductible dividend income	<u>(15,714)</u>	<u>(500)</u>	<u>-</u>
Taxable income	<u>(3,006,359)</u>	6,543,404	(13,835,297)
Applicable tax rate	<u>30%</u>	<u>30%</u>	<u>30%</u>
Current tax expense	-	1,963,021	-
Prior year's excess tax credits	-	1,963,021	-
Income tax due	₱ <u>-</u>	₱ <u>-</u>	₱ <u>-</u>

Deferred income tax assets of ₱5,343,402, ₱5,289,254 and ₱6,272,135 as of December 31, 2016, 2015 and 2014, respectively, have not been recognized on deductible temporary difference and carry forward benefits of unused NOLCO as shown below, as management believes that the Parent Company may not have sufficient taxable profits or tax liabilities against which these temporary differences and NOLCO may be utilized.

Particulars	2016	2015	2014
NOLCO	₱ 16,841,656	₱ 16,661,162	₱ 19,937,430
Accrued retirement benefits cost	<u>969,685</u>	<u>969,685</u>	<u>969,685</u>
Total	₱ <u>17,811,341</u>	₱ <u>17,630,847</u>	₱ <u>20,907,115</u>

NOLCO can be claimed as deduction from regular taxable income as follows:

Year incurred	Amount	Applied	Expired	Balance	Expiry date
2016	₱ 3,006,359	₱ -	₱ -	₱ 3,006,359	2019
2014	13,835,297	-	-	13,835,297	2017
2013	2,825,865	-	2,825,865	-	2016
2012	<u>3,276,268</u>	<u>-</u>	<u>3,276,268</u>	<u>-</u>	2015
Total	₱ <u>22,943,789</u>	₱ <u>-</u>	₱ <u>6,102,133</u>	₱ <u>16,841,656</u>	

NOTE 18 – RETIREMENT BENEFIT PAYABLE

The Parent Company's retirement benefit obligation under RA No. 7641 amounted to ₱969,685 as of December 31, 2016 and 2015, respectively. The accrued retirement benefit cost is determined based on the number of years of service rendered and compensation of a covered employee.

Movement of accrued retirement benefits cost is shown below.

Particulars	2016	2015
Present value of benefit obligation	₱ 969,685	₱ 969,685
Current service cost	<u>-</u>	<u>-</u>
Liability recognized in the balance sheet	₱ <u>969,685</u>	₱ <u>969,685</u>

No provision of additional retirement benefit cost was made during the year.

NOTE 19 – CAPITAL STOCK

a. The Group's capital stock as of December 31, 2016 and 2015 consists of the following common shares:

Particulars	2016	2015
Authorized		
720,000,000 shares are considered as Class A at ₱1 par value per share	₱ 720,000,000	₱ 720,000,000
480,000,000 shares are considered as Class A at ₱1 par value per share	<u>480,000,000</u>	<u>480,000,000</u>
	₱ <u>1,200,000,000</u>	₱ <u>1,200,000,000</u>
Issued and Outstanding		
183,673,470 Class A shares at ₱1 par value per share	₱ 183,673,470	₱ 183,673,470
122,448,979 Class B shares at ₱1 par value per share	<u>122,448,979</u>	<u>122,448,979</u>
	₱ <u>306,122,449</u>	₱ <u>306,122,449</u>
Additional Paid-in Capital	₱ <u>3,571,923</u>	₱ <u>3,571,923</u>

The two classes of common shares are identical in all respects, except that Class “A” shares are restricted to Philippine nationals and the total number of Class “B” shares is limited to two-thirds of the total outstanding Class “A” shares.

- b. On July 25, 2003, the Group’s stockholders approved the increase in authorized capital stock from ₱1.2 billion consisting of 1.2 billion shares to ₱5 billion consisting of 5 billion shares, both with par value of ₱1 per share. However, the increase was held in abeyance because of the dispute in the acquisition of the Petrochemical Project, which was settled in 2013 as discussed in Note 2.

NOTE 20 – CUMULATIVE DEFICIT

This account consists of cumulative balance of periodic earnings and prior period adjustments, if any.

As of December 31, the account consists of the following:

Particulars	2016	2015	2014
Cumulative deficit, beginning	₱ (87,566,786)	₱ (86,281,892)	₱ (72,448,775)
Prior period adjustment (Note 24)	-	2,112,009	-
Cumulative deficit, as adjusted	<u>(87,566,786)</u>	<u>(84,169,883)</u>	<u>(72,448,775)</u>
Net loss based on the face of AFS	(3,416,296)	(4,982,586)	(13,407,362)
Add: Non-actual gain/unrealized loss			
Unrealized gain or loss on re-measurement of AFS	<u>143,700</u>	<u>1,585,683</u>	<u>(425,755)</u>
Net Loss Actual/Realized	<u>(3,272,596)</u>	<u>(3,396,903)</u>	<u>(13,833,117)</u>
Cumulative deficit, end	<u>₱ (90,839,382)</u>	<u>₱ (87,566,786)</u>	<u>₱ (86,281,892)</u>

NOTE 21 – GENERAL AND ADMINISTRATIVE EXPENSES

The details of the general and administrative expenses are shown below:

Particulars	2016	2015	2014
Entertainment, amusement and recreation	₱ 1,123,052	₱ 289,976	₱ 4,111,595
Professional fees	835,333	813,429	861,428
Personnel costs	756,357	841,869	680,792
Rent and utilities (Note 23)	252,000	252,000	252,000
Impairment loss	198,695	208,204	-
Bad debts expense (Note 9)	84,730	4,946,111	-
Communication and supplies	63,175	97,911	113,059
Taxes and licenses	25,549	23,311	272,601
Depreciation (Note 14)	-	2,195	6,414
Others	<u>101,381</u>	<u>3,137,927</u>	<u>364,279</u>
Total	<u>₱ 3,440,272</u>	<u>₱ 10,612,933</u>	<u>₱ 6,662,168</u>

Expenses classified as others pertains to various expenses such as printing, bank service charge, notarial fee, postage and delivery, trainings and seminars, transportation and travel, membership dues and fuel and oil.

NOTE 22 – RELATED PARTY TRANSACTIONS

The following transactions have been entered into with related parties as of December 31, 2016:

Particulars	Relationship	Beginning Balance	Additions	Collections / Payments	Ending Balance	Nature, Terms and Conditions	Nature of consideration to be provided in settlement
Due from related parties:							
MCLSI	Subsidiary	₱ 250,000	₱ -	₱ -	₱ 250,000	Non-interest bearing and unsecured borrowing	Cash collection
CPDSI	Subsidiary	<u>147,663,743</u>	<u>84,730</u>	<u>-</u>	<u>147,748,473</u>	Non-interest bearing and unsecured borrowing	Offsetting of accounts
Total (Note 9)		<u>₱ 147,913,743</u>	<u>₱ 84,730</u>	<u>₱ -</u>	<u>₱ 147,998,473</u>		
Advances (Asset held for Sale):							
Polymax (Note 11)	Special purpose entity	<u>₱ 415,410,450</u>	<u>₱ -</u>	<u>₱ -</u>	<u>₱ 415,410,450</u>	Represents 20% investment share in NPCA	Cash collection
Due to related parties:							
Acesite (Phils.) Hotel Corporation	Affiliate	₱ 5,627,202	₱ -	₱ -	₱ 5,627,202	Non-interest bearing and unsecured borrowing	Cash settlement
Wellex Mining Corp.	Affiliate	225,000	-	-	225,000	Non-interest bearing and unsecured borrowing	Cash settlement
The Wellex Group, Inc.	Affiliate	31,472,501	2,965,023	-	34,437,524	Funding for working capital requirements	Cash settlement
Philippine Estate Corp.	Affiliate	28,000	-	28,000	-	Non-interest bearing and unsecured borrowing	Cash settlement
CPDSI	Subsidiary	233,342,805	-	-	233,342,805	Non-interest bearing and unsecured borrowing	Offsetting of accounts
FEZ-EAC Holdings, Inc.	Subsidiary	30,078,688	-	-	30,078,688	Non-interest bearing and unsecured borrowing	Cash settlement
Zuellig Distributors, Inc.	Subsidiary	27,446,253	-	-	27,446,253	Non-interest bearing and unsecured borrowing	Cash settlement
Others	Affiliate	<u>(5,476,536)</u>	<u>-</u>	<u>-</u>	<u>(5,476,536)</u>	Non-interest bearing and unsecured borrowing	Offsetting of accounts
Total (Note 16)		<u>₱ 322,743,913</u>	<u>₱ 2,965,023</u>	<u>₱ 28,000</u>	<u>₱ 325,680,936</u>		

The following transactions have been entered into with related parties as of December 31, 2015:

Particulars	Relationship	Beginning Balance	Additions	Collections/ Payments	Ending Balance	Nature, Terms and Conditions	Nature of consideration to be provided in settlement
Due from related parties:							
BPC	Affiliate	₱ 19,332	₱ -	₱ 19,332	₱ -	Non-interest bearing and unsecured borrowing	Cash collection
MCLSI	Subsidiary	500,000	-	250,000	250,000	Non-interest bearing and unsecured borrowing	Cash collection
CPDSI	Subsidiary	147,420,554	243,189	-	147,663,743	Non-interest bearing and unsecured borrowing	Offsetting of accounts
AHI	Subsidiary	19,180	-	19,180	-	Non-interest bearing and unsecured borrowing	Cash collection
FEZ	Subsidiary	<u>26,679</u>	<u>-</u>	<u>26,679</u>	<u>-</u>	Non-interest bearing and unsecured borrowing	Cash collection
Total (Note 9)		₱ <u>147,985,745</u>	₱ <u>243,189</u>	₱ <u>315,191</u>	₱ <u>147,913,743</u>		
Advances (Asset held for Sale):							
Polymax (Note 11)	Special purpose entity	₱ <u>788,662,261</u>	₱ <u>-</u>	₱ <u>373,251,811</u>	₱ <u>415,410,450</u>	Represents 20% investment share in NPCA	Cash collection
Due to related parties:							
Acesite (Phils.) Hotel Corporation	Affiliate	₱ 6,239,732	₱ -	₱ 612,530	₱ 5,627,202	Non-interest bearing and unsecured borrowing	Cash settlement
Wellex Mining Corp.	Affiliate	225,000	-	-	225,000	Non-interest bearing and unsecured borrowing	Cash settlement
The Wellex Group, Inc.	Affiliate	22,491,483	8,981,018	-	31,472,501	Funding for working capital requirements	Cash settlement
Philippine Estate Corp.	Affiliate	28,000	-	-	28,000	Non-interest bearing and unsecured borrowing	Cash settlement
Waterfront Philippines, Inc. (WPI)	Affiliate	369,206,119	-	369,206,119	-	Non-interest bearing and unsecured borrowing	Cash settlement
CPDSI	Subsidiary	233,342,805	-	-	233,342,805	Non-interest bearing and unsecured borrowing	Offsetting of accounts
FEZ	Subsidiary	30,078,688	-	-	30,078,688	Non-interest bearing and unsecured borrowing	Cash settlement

Particulars	Relationship	Beginning Balance	Additions	Collections/ Payments	Ending Balance	Nature, Terms and Conditions	Nature of consideration to be provided in settlement
ZDI	Subsidiary	27,446,253	-	-	27,446,253	Non-interest bearing and unsecured borrowing	Cash settlement
Others	Affiliate	<u>(5,476,536)</u>	-	-	<u>(5,476,536)</u>	Non-interest bearing and unsecured borrowing	Offsetting of accounts
Total (Note 16)		₱ <u>683,581,544</u>	₱ <u>8,981,018</u>	₱ <u>369,818,649</u>	₱ <u>322,743,913</u>		

During the year, no collection was made by the Parent Company for the outstanding advances from Polymax Worldwide, Limited.

In 2015, the Parent Company was able to collect advances from Polymax, the collections were used to settle its long outstanding liability to WPI with a principal balance of ₱365,933,148 and accrued finance charges of ₱7,132,891 at a discount of ₱17,482,601, inclusive of VAT. This discount was recognized as Company's other income arising from a condoned liability in its books.

The Parent Company has no compensation to key management personnel in 2016 and 2015.

NOTE 23 – LEASE AGREEMENT

The Parent Company entered into an operating lease agreement with The Wellex Group, Inc. for a business space in the 35th floor of One Corporate Centre, Dona Julia Vargas cor. Meralco Ave., Ortigas Center Pasig City. The term of the lease is from May 1, 2014 until April 30, 2016 and shall be renewable for another period of two (2) years with adjustments in the rental rates as agreed by the parties. Monthly rental for the leased premises amounts to ₱21,000, exclusive of VAT.

In May 2016, the Parent Company renewed its lease contract for another two (2) years with no changes in the terms of the agreement.

The future minimum lease payments under the non-cancellable operating leases are as follows:

Particulars	2016	2015	2014
Not later than one year	₱ 252,000	₱ 252,000	₱ 252,000
Later than one year and not later than five years	<u>588,000</u>	<u>588,000</u>	<u>588,000</u>
Total	₱ <u>840,000</u>	₱ <u>840,000</u>	₱ <u>840,000</u>

Total rent expense related to the lease agreement which is charged to operations amounts to ₱252,000 for December 31, 2016, 2015 and 2014.

NOTE 24 – PRIOR PERIOD ADJUSTMENT

In 2015, the Parent Company's current year's operations were adjusted to reflect the prior year's excess tax credits which was unrecognized in the books amounting to ₱2,112,009.

Accounts	Beginning Balance as of January 1, 2015	Adjustments/ Corrections	Adjusted Beginning Balance
Prepaid income tax	-	2,112,009	2,112,009
Cumulative deficit	(86,281,892)	2,112,009	(84,169,883)

NOTE 25 – OTHER MATTERS

a. On July 5, 2002, the Parent Company received a decision from the Court of Tax Appeals (CTA) denying the Parent Company's Petition for Review and ordering the payment of ₱83.8 million for withholding tax assessments for the taxable years 1989 to 1991. The Parent Company filed a Motion for Reconsideration on July 31, 2002 but this was subsequently denied by the CTA. A Petition for Review was filed with the CTA on November 8, 2002, which was also denied by the CTA. The Parent Company then appealed the decision of the CTA to the Court of Appeals (CA), which likewise denied the appeal and upheld the assessment against the Parent Company. The Parent Company, through its legal counsel, filed a Motion for Reconsideration with the CA in December 2003.

On July 9, 2004, the Parent Company received the CA resolution denying the Motion for Reconsideration. On July 22, 2004, the Parent Company filed with the CA a Motion for Extension of time to file an appeal to the Supreme Court (SC). On August 20, 2004, the Parent Company filed said appeal. On October 20, 2004, the Parent Company received the resolution of the SC denying its Petition for Review for lack of reversible error. The Parent Company filed a Motion for Reconsideration. On January 10, 2005, the SC issued an Order stating that it found no ground to sustain the Parent Company's appeal and dismissed the Parent Company's petition with finality.

On April 26, 2006, the Parent Company filed a Petition for Review before the CTA en banc. On March 7, 2007, the CTA en banc dismissed the Petition for lack of merit. The CTA en banc affirmed the CTA's decision granting the Motion for Issuance of Writ of Execution filed by the Commissioner of Internal Revenue. As of December 31, 2016, the Parent Company has not received any order of Execution relative to this case. Accordingly, the related obligation is not currently determinable. Management believes, however, that the ultimate outcome of the case will not have a material effect on the Parent Company financial statements.

b. On September 14, 2005, the Parent Company and a third party filed a civil action against a local bank for the imminent extra-judicial foreclosure of the properties of the third party which are used as real estate mortgage for additional loans from the local bank amounting to ₱42 million, which the Parent Company maintains has never been received.

On October 6, 2005, the Regional Trial Court (RTC) of Tagaytay City issued and granted the Writ of Preliminary Injunction (first injunction). As of December 31, 2016, the case is still pending with the same court. Trial on the merits of the case was already started in 2015 after the Parent Company, through its counsel, filed an Amended Complaint with an Urgent Application for the Issuance of Writ of Preliminary Injunction after the first injunction was nullified by the Court of Appeals and affirmed by the SC. The case is currently back to the same court for trial hearings under new acting Judge with the Parent Company's legal counsel already presented witnesses. Series of trial hearings are set for the month of April and May 2016 for evidence presentation.

As of December 31, 2016, the case is pending resolution with the Regional Court of Tagaytay, Branch 18 SCA# TG-05-2519. The Parent Company was able to get the formal trial started and on-going. The Parent Company's most important move was the presentation of a very competent real estate appraiser, realtor, Cesar Santos, who was able to successfully defend in court his ₱811.6M valuation of the foreclosed Tagaytay properties. Trial hearings are on-going and it is now defendant Bank's turn to adduce evidence. Plaintiffs have closed their evidence presentation wherein all offered evidences were admitted, over the objections of defendant Bank. At the last hearing held on December 6, 2016, defendant Bank's star witness was subjected to Plaintiff's counsel cross examination wherein they obtained many damaging admissions against the Bank. Plaintiff's counsel's cross examination will resume at trial hearing set for April 25, 2017.

The Parent Company and its legal counsel are positive that the court will sustain their position.

c. There are also other pending legal cases against the Parent Company. Based on the facts of these cases, management believes that its positions have legal merits and the resolution thereof will not materially affect the Parent Company's financial position and result of operations.

NOTE 26 – SUPPLEMENTARY TAX INFORMATION UNDER RR – 15- 2010
--

Presented below is the supplementary information which is required by the Bureau of Internal Revenue to be disclosed as part of the notes to financial statements. This supplementary information is not a required disclosure under PFRS.

The information on taxes, duties and license fees paid or accrued during the year ended December 31, 2016 required under RR No. 15-2010, which became effective on December 31, 2010, are as follows:

26.1 Output VAT

The Parent Company has no sales transactions that are subject to output VAT in 2016.

26.2 Input VAT

The movements of input VAT during the year are summarized below.

<u>Particulars</u>	<u>Amount</u>
Balance at beginning of year	₱ 4,337,891
Current year's domestic purchases/payments during the year	110,396
Input tax claimed	(18,058)
Adjustment	<u>-</u>
Balance at end of year	<u>₱ 4,430,229</u>

26.3 Other Taxes and Licenses

The details of other taxes and licenses paid and accrued are shown below.

<u>Particulars</u>	<u>Amount</u>
Annual listing fee	₱ 6,860
Business permit	18,179
Others	<u>510</u>
Total	<u>₱ 25,549</u>

26.4 Withholding Taxes

Withholding taxes paid/accrued and/or withheld for the year ended December 31, 2016 consist of:

<u>Particulars</u>	<u>Total</u>
Tax on compensation and benefits	₱ 13,263
Expanded withholding tax	<u>56,333</u>
Total	<u>₱ 69,596</u>

26.5 Tax Contingencies

The Parent Company's deficiency tax cases are discussed in Note 25a.

METRO ALLIANCE HOLDINGS & EQUITIES CORPORATION
Schedule of Philippine Financial Reporting Standards

The following table summarizes the effective standards and interpretations as at December 31, 2016:

PHILIPPINE FINANCIAL REPORTING STANDARDS AND INTERPRETATIONS Effective as of December 31, 2014	Adopted	Not Adopted	Not Applicable
Framework for the Preparation and Presentation of Financial Statements Conceptual Framework Phase A: Objectives and qualitative characteristics	✓		
PFRSs Practice Statement Management Commentary	✓		
Philippine Financial Reporting Standards	✓		
PFRS 1 (Revised) First-time Adoption of Philippine Financial Reporting Standards	✓		
Amendments to PFRS 1 and PAS 27: Cost of an Investment in a Subsidiary, Jointly Controlled Entity or Associate	✓		
Amendments to PFRS 1: Additional Exemptions for First-time Adopters			✓
Amendment to PFRS 1: Limited Exemption from Comparative PFRS 7 Disclosures for First-time Adopters			✓
Amendments to PFRS 1: Severe Hyperinflation and Removal of Fixed Date for First-time Adopters			✓
Amendments to PFRS 1: Government Loans			✓
PFRS 2 Share-based Payment			✓
Amendments to PFRS 2: Vesting Conditions and Cancellations			✓
Amendments to PFRS 2: Group Cash-settled Share-based Payment Transactions			✓
PFRS 3 (Revised) Business Combinations			✓
PFRS 4 Insurance Contracts			✓
Amendments to PAS 39 and PFRS 4: Financial Guarantee Contracts			✓
PFRS 5 Non-current Assets Held for Sale and Discontinued Operations	✓		
PFRS 6 Exploration for and Evaluation of Mineral Resources			✓
PFRS 7 Financial Instruments: Disclosures	✓		
Amendments to PFRS 7: Transition	✓		
Amendments to PAS 39 and PFRS 7: Reclassification of Financial Assets	✓		
Amendments to PAS 39 and PFRS 7: Reclassification of Financial Assets - Effective Date and Transition	✓		
Amendments to PFRS 7: Improving Disclosures about Financial Instruments	✓		
Amendments to PFRS 7: Disclosures - Transfers of Financial Assets	✓		
Amendments to PFRS 7: Disclosures – Offsetting Financial Assets and Financial Liabilities	✓		
Amendments to PFRS 7: Mandatory Effective Date of PFRS 9 and Transition Disclosures	✓		
PFRS 8 Operating Segments			✓
PFRS 9 Financial Instruments		✓	
Amendments to PFRS 9: Mandatory Effective Date of PFRS 9 and Transition Disclosures		✓	

PHILIPPINE FINANCIAL REPORTING STANDARDS AND INTERPRETATIONS Effective as of December 31, 2014		Adopted	Not Adopted	Not Applicable
PFRS 10	Consolidated Financial Statements		✓	
PFRS 11	Joint Arrangements		✓	
PFRS 12	Disclosure of Interests in Other Entities		✓	
PFRS 13	Fair Value Measurement		✓	
Philippine Accounting Standards				
PAS 1 (Revised)	Presentation of Financial Statements	✓		
	Amendment to PAS 1: Capital Disclosures	✓		
	Amendments to PAS 32 and PAS 1: Puttable Financial Instruments and Obligations Arising on Liquidation			✓
	Amendments to PAS 1: Presentation of Items of Other Comprehensive Income	✓		
PAS 2	Inventories	✓		
PAS 7	Statement of Cash Flows	✓		
PAS 8	Accounting Policies, Changes in Accounting Estimates and Errors	✓		
PAS 10	Events after the Balance Sheet Date	✓		
PAS 11	Construction Contracts	✓		
PAS 12	Income Taxes	✓		
	Amendment to PAS 12 - Deferred Tax: Recovery of Underlying Assets	✓		
PAS 16	Property, Plant and Equipment	✓		
PAS 17	Leases	✓		
PAS 18	Revenue	✓		
PAS 19	Employee Benefits	✓		
	Amendments to PAS 19: Actuarial Gains and Losses, Group Plans and Disclosures	✓		
PAS 19 (Amended)	Employee Benefits		✓	
PAS 20	Accounting for Government Grants and Disclosure of Government Assistance			✓
PAS 21	The Effects of Changes in Foreign Exchange Rates			✓
	Amendment: Net Investment in a Foreign Operation			✓
PAS 23 (Revised)	Borrowing Costs	✓		
PAS 24 (Revised)	Related Party Disclosures	✓		
PAS 26	Accounting and Reporting by Retirement Benefit Plans	✓		
PAS 27 (Amended)	Separate Financial Statements		✓	
PAS 28 (Amended)	Investments in Associates and Joint Ventures	✓		
PAS 29	Financial Reporting in Hyperinflationary Economies			✓
PAS 31	Interests in Joint Ventures			✓
PAS 32	Financial Instruments: Disclosure and Presentation	✓		
	Amendments to PAS 32 and PAS 1: Puttable Financial Instruments			✓

PHILIPPINE FINANCIAL REPORTING STANDARDS AND INTERPRETATIONS Effective as of December 31, 2014		Adopted	Not Adopted	Not Applicable
	and Obligations Arising on Liquidation			
	Amendment to PAS 32: Classification of Rights Issues			✓
	Amendments to PAS 32: Offsetting Financial Assets and Financial Liabilities	✓		
PAS 33	Earnings per Share			✓
PAS 34	Interim Financial Reporting			✓
PAS 36	Impairment of Assets	✓		
PAS 37	Provisions, Contingent Liabilities and Contingent Assets	✓		
PAS 38	Intangible Assets			✓
PAS 39	Financial Instruments: Recognition and Measurement	✓		
	Amendments to PAS 39: Transition and Initial Recognition of Financial Assets and Financial Liabilities	✓		
	Amendments to PAS 39: Cash Flow Hedge Accounting of Forecast Intragroup Transactions			✓
	Amendments to PAS 39: The Fair Value Option			✓
	Amendments to PAS 39 and PFRS 4: Financial Guarantee Contracts			✓
	Amendments to PAS 39 and PFRS 7: Reclassification of Financial Assets	✓		
	Amendments to PAS 39 and PFRS 7: Reclassification of Financial Assets – Effective Date and Transition	✓		
	Amendments to Philippine Interpretation IFRIC–9 and PAS 39: Embedded Derivatives			✓
	Amendment to PAS 39: Eligible Hedged Items			✓
PAS 40	Investment Property	✓		
PAS 41	Agriculture			✓
	Philippine Interpretations			
IFRIC 1	Changes in Existing Decommissioning, Restoration and Similar Liabilities			✓
IFRIC 2	Members' Share in Co-operative Entities and Similar Instruments			✓
IFRIC 4	<i>Determining Whether an Arrangement Contains a Lease</i>	✓		
IFRIC 5	Rights to Interests arising from Decommissioning, Restoration and Environmental Rehabilitation Funds			✓
IFRIC 6	<i>Liabilities arising from Participating in a Specific Market - Waste Electrical and Electronic Equipment</i>			✓
IFRIC 7	<i>Applying the Restatement Approach under PAS 29 Financial Reporting in Hyperinflationary Economies</i>			✓
IFRIC 8	<i>Scope of PFRS 2</i>			
IFRIC 9	Reassessment of Embedded Derivatives			✓
	Amendments to Philippine Interpretation IFRIC–9 and PAS 39: Embedded Derivatives			✓
IFRIC 10	<i>Interim Financial Reporting and Impairment</i>			✓
IFRIC 11	PFRS 2- Group and Treasury Share Transactions			✓
IFRIC 12	Service Concession Arrangements			✓
IFRIC 13	Customer Loyalty Programmes			✓

PHILIPPINE FINANCIAL REPORTING STANDARDS AND INTERPRETATIONS Effective as of December 31, 2014		Adopted	Not Adopted	Not Applicable
IFRIC 14	The Limit on a Defined Benefit Asset, Minimum Funding Requirements and their Interaction			✓
	Amendments to Philippine Interpretations IFRIC- 14, Prepayments of a Minimum Funding Requirement			✓
IFRIC 16	Hedges of a Net Investment in a Foreign Operation			✓
IFRIC 17	Distributions of Non-cash Assets to Owners			✓
IFRIC 18	Transfers of Assets from Customers			✓
IFRIC 19	Extinguishing Financial Liabilities with Equity Instruments			✓
IFRIC 20	Stripping Costs in the Production Phase of a Surface Mine			✓
SIC-7	Introduction of the Euro			✓
SIC-10	Government Assistance - No Specific Relation to Operating Activities			✓
SIC-12	Consolidation - Special Purpose Entities			✓
	Amendment to SIC - 12: Scope of SIC 12			✓
SIC-13	Jointly Controlled Entities - Non-Monetary Contributions by Venturers			✓
SIC-15	Operating Leases - Incentives	✓		
SIC-21	Income Taxes - Recovery of Revalued Non-Depreciable Assets			✓
SIC-25	Income Taxes - Changes in the Tax Status of an Entity or its Shareholders			✓
SIC-27	Evaluating the Substance of Transactions Involving the Legal Form of a Lease	✓		
SIC-29	Service Concession Arrangements: Disclosures.			✓
SIC-31	Revenue - Barter Transactions Involving Advertising Services			✓
SIC-32	Intangible Assets - Web Site Costs			✓